



THE FLORIDA BAR

Results of the 2007 Membership Opinion Survey

December 2007

INTRODUCTION

The Florida Bar is currently the third largest unified state bar in the United States. After starting out with fewer than 4,000 members in 1950, Bar membership has expanded to over 72,000 active members in good standing in 2007. Because of this fast growing membership, the Bar conducts a survey every two years on the attitudes and opinions of its membership in order to set goals and objectives for the future.

From April to June 2007, The Florida Bar's Department of Research, Planning & Evaluation gathered opinions from numerous leaders within The Florida Bar, as to what the appropriate subjects should be for the 2007 survey. After extensive research, questions were developed by Mike J. Garcia, Director of Research, Planning & Evaluation.

A random list of mailing labels was developed and a removable label was affixed to each questionnaire booklet. In September 2007, The Florida Bar mailed 2,747 questionnaires to a random sample of its membership. By the cut-off date of October 25, the Bar had received 814 completed questionnaires, for a response rate of 30%. This response rate is quite acceptable for this type of lengthy mail survey.

Completed questionnaires were mailed back to The Florida Bar where they were collected and opened by a data entry specialist. Using a statistical analysis program, SPSS, the specialist coded and entered all completed surveys. Quality control methods were then applied, all data was edited for accuracy and completeness, and the appropriate statistical tests were then applied by the director of Research, Planning & Evaluation. Open-ended questions were typed verbatim by the specialist and then coded, categorized and analyzed by the director.

SAMPLE

For the 2007 survey, a sample of 2,747 members was randomly selected from a master list of all Florida Bar members in good standing. Although 814 questionnaires were returned, not all questions were answered by all respondents; therefore some percentages are based upon the actual number of individuals who responded to each particular question.

For this sample, the error of estimation rate is just over three percent at the 95 percent level of confidence. This signifies that if we had interviewed all members of The Florida Bar, we could be confident that 95 percent of the time the results would be within plus or minus three percent of what this sample found. If, for example, a question achieved a percentage breakdown of 60 percent in favor, it can be interpreted that between 57 and 63 percent of Florida Bar members are in favor of that issue. Note that the margin of error will be higher for subgroups.

In reporting the results, all percentages are rounded to the nearest whole percent (example: 37.6% equals 38%). For this reason, totals may vary from 99% to 101%. Several measures of central tendency are mentioned throughout this report:

mean: the average for all values given for the total sample of each question. The mean is calculated by adding all of the responses and then dividing that figure by the total number of responses received.

median: the middle value of a series of numbers which are initially rank ordered. Half the numbers will be greater than the median and half the numbers will be less than the median.

mode: the most frequent value listed.

range: the highest and lowest values given for the total sample for each question.

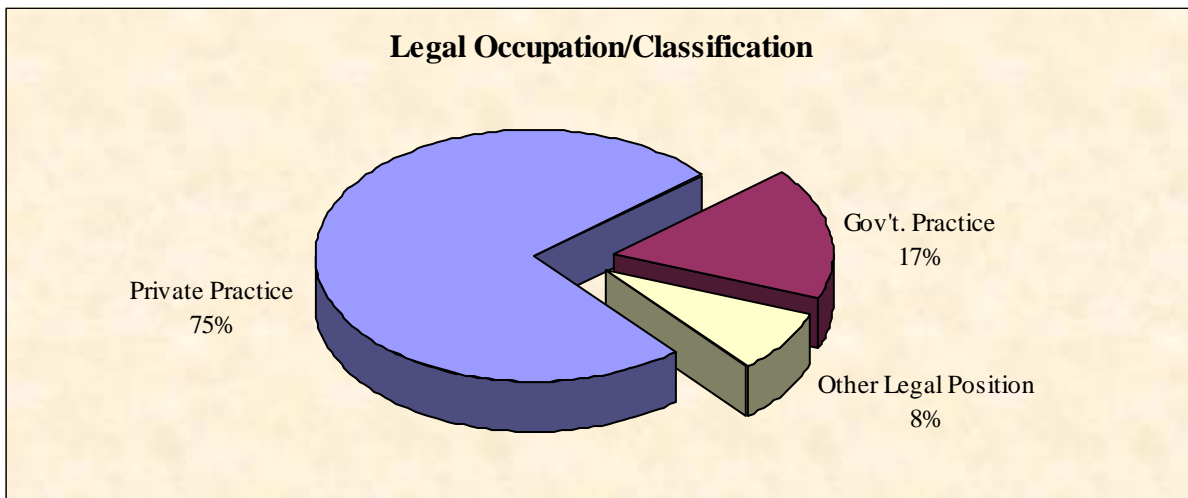
Please note that the median value is usually the most reliable value to consider for the tables involving financial compensation because of the wide range and extremely high income values. Several different values are listed, however, to provide the reader with a full scope of information.

The Florida Bar 2007 Membership Opinion Survey

1. What is your legal occupation or classification?

<u>Private Practice</u>	<u>Percent</u>
Sole practitioner	25
Partner/shareholder	17
Associate	17
Managing partner	8
Practitioner with 1 or more associates	6
Of counsel	1
Other private practitioner	1
 <u>Government Practice</u>	
State government attorney	10
Local government attorney	3
Federal government attorney	2
Judge	2
 <u>Other Legal Position</u>	
Corporate counsel	5
Other	3
Legal aid/legal service	<1

* Three-quarters (75%) of all respondents are employed in private practice positions. The most frequently mentioned response under the "Other" category is mediator.



1A. Comparison between 2001 thru 2007 Membership Opinion Surveys – Legal occupation or classification

<u>Category</u>	<u>2001 Percent</u>	<u>2003 Percent</u>	<u>2005 Percent</u>	<u>2007 Percent</u>
Sole practitioner	25	25	25	25
Partner/shareholder	18	18	18	17
Associate	16	16	17	17
Managing partner	8	8	8	8
Practitioner with 1 or more associates	7	7	6	6
Of counsel+	—	—	1	1
Other private practitioner	—	—	—	1
State government attorney	10	10	9	10
Local government attorney	2	3	3	3
Federal government attorney	3	3	3	2
Judge	2	2	2	2
Corporate counsel	5	5	5	5
Other	3	3	3	3
Legal aid/legal service	<1	<1	<1	<1
Total	100%	100%	100%	100%

1B. Legal occupation or classification – BY Gender

<u>Category</u>	<u>Male Percent</u>	<u>Female Percent</u>
Sole practitioner	26	21
Partner/shareholder	18	13
Associate	15	24
Managing partner	11	3
State government attorney	9	14
Practitioner with 1 or more associates	7	4
Corporate counsel	6	5
Local government attorney	2	4
Other	2	5
Judge	2	1
Legal aid/legal service	<1	1
Federal government attorney	<1	5
Total	100%	100%

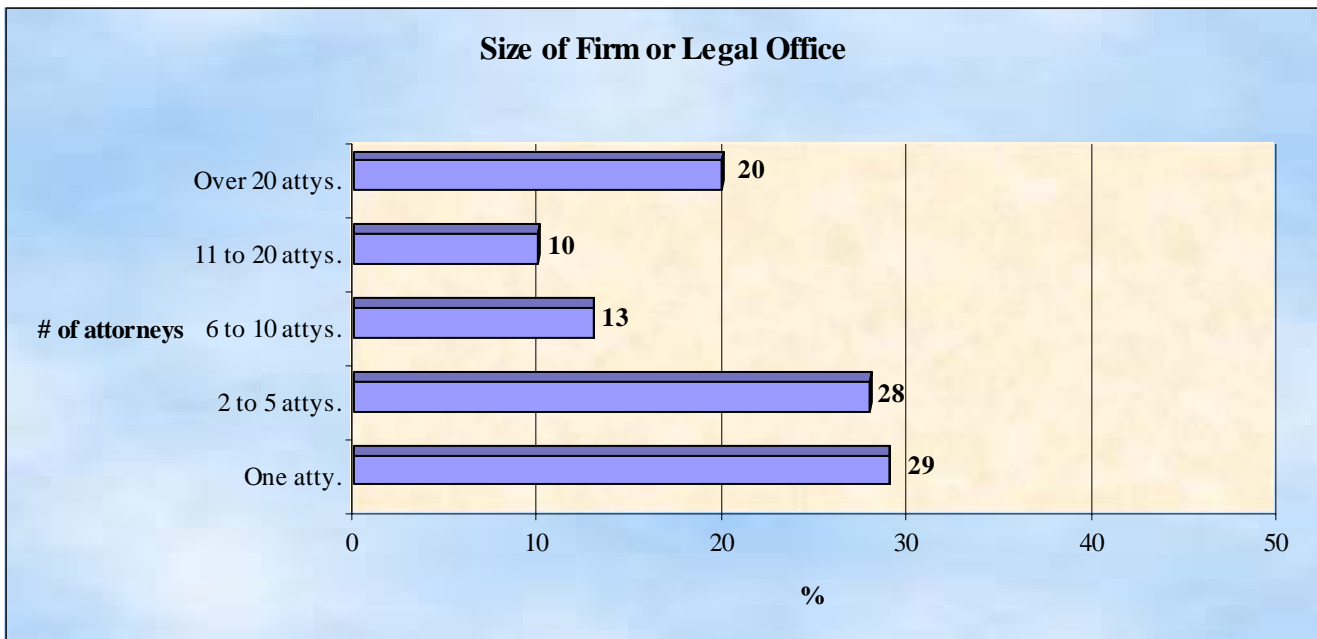
* Almost one-third (29%) of all male attorneys are either managing partners or partner/shareholders. Comparatively, 16% of female attorneys are the same. Nearly one-quarter (23%) of all female respondents are employed as government (local, state or federal) attorneys, compared to 12% of all male respondents.

2. What is the total number of attorneys employed in the firm or legal work place where you primarily practice?

<u>Category</u>	<u>Percent</u>
One attorney	29
2 to 5 attorneys	28
6 to 10 attorneys	13
11 to 20 attorneys	10
Over 20 attorneys	20

Median = 4
 Mode = 1
 Range = 1 to 2,000

* Over half (57%) of all respondents work in firms or legal offices that employ five or less attorneys. Over two-thirds (70%) work in firms or offices that employ ten or less attorneys.



2A. Comparison between 2001 thru 2007 Membership Opinion Surveys – Total number of attorneys employed in the firm or legal work place of primary practice

<u>Category</u>	<u>2001 Percent</u>	<u>2003 Percent</u>	<u>2005 Percent</u>	<u>2007 Percent</u>
One attorney	29	29	29	29
2 to 5 attorneys	30	30	29	28
6 to 10 attorneys	12	13	12	13
11 to 20 attorneys	10	10	11	10
Over 20 attorneys	19	18	19	20

* There are no statistically significant differences in the above listed data from 2001 thru 2007.

2B. Total number of attorneys employed in the firm or legal work place of primary practice – BY Region and Age Group

<u>Number of Attorneys</u>	<u>North Region Percent</u>	<u>Central/SW Region Percent</u>	<u>Southeast Region Percent</u>	<u>Out-of State Percent</u>
One attorney	22	31	30	28
2 to 5 attorneys	27	28	30	22
6 to 10 attorneys	15	11	14	15
11 to 20 attorneys	7	10	9	11
Over 20 attorneys	29	19	17	24

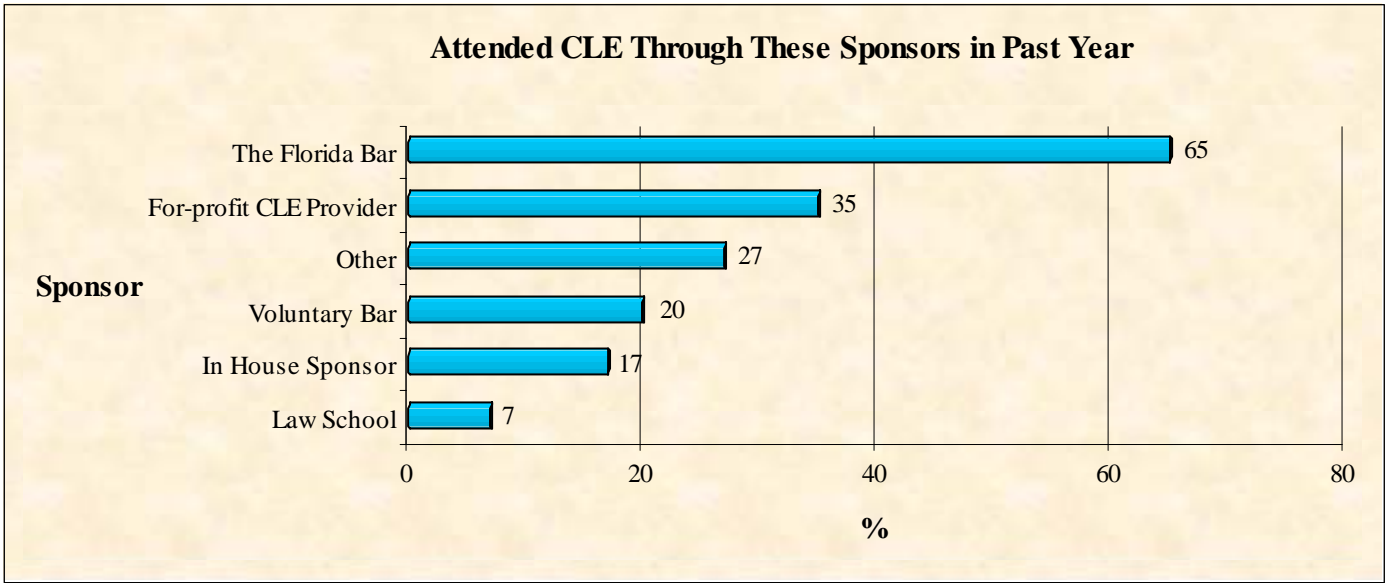
<u>Number of Attorneys</u>	<u>35 or under years of age Percent</u>	<u>36 to 49 years of age Percent</u>	<u>50 to 65 years of age Percent</u>	<u>Over 65 years of age Percent</u>
One attorney	10	28	37	41
2 to 5 attorneys	27	29	27	32
6 to 10 attorneys	17	14	12	11
11 to 20 attorneys	10	13	6	5
Over 20 attorneys	36	16	18	11

* A higher percentage of younger attorneys are employed in firms or legal offices with 20 or more attorneys. A higher percentage of senior attorneys are employed in firms or legal offices with five or less attorneys.

3. Please check any organization which sponsored a continuing legal education (CLE) seminar that you attended in the past year: (MULTIPLE RESPONSE QUESTION)

<u>Sponsor</u>	<u>Percent</u>
The Florida Bar	65
For-profit CLE provider	35
Voluntary bar	20
In-house sponsor	17
Law school	7
Other	27

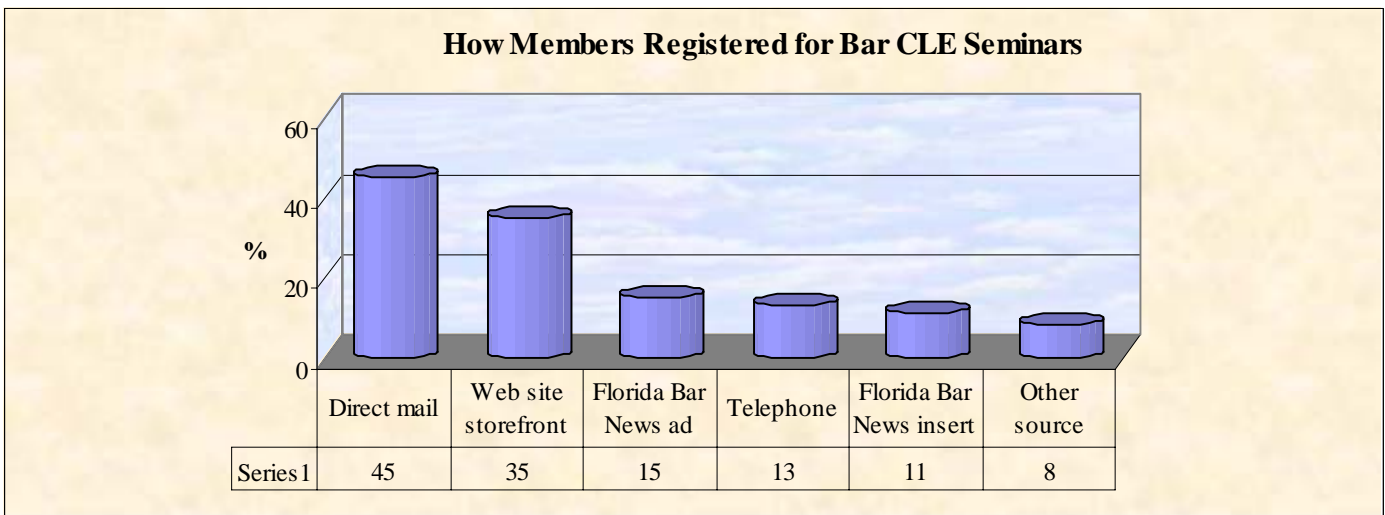
* Just under two-thirds (65%) of all respondents attended a CLE seminar in the past year sponsored by The Florida Bar. Over one-third (35%) attended a seminar sponsored by a for-profit CLE provider and 20% attended a seminar sponsored by a voluntary bar association. The five most frequently mentioned providers that respondents listed under the "Other" category are Attorneys' Title Insurance Fund (ATIF), Florida Prosecuting Attorneys Association (FPAA), American Bar Association (ABA), Academy of Florida Trial Lawyers/ Florida Justice Association (AFTL or FJA), and a state bar association.



4. How did you register for Florida Bar sponsored CLE seminars that you attended in the past year? (MULTIPLE RESPONSE QUESTION – INCLUDES ONLY THOSE MEMBERS WHO REPORT ATTENDING A FLORIDA BAR CLE SEMINAR IN 2006)

<u>Category</u>	(n=519)	<u>Percent</u>
Direct mail form		45
Florida Bar Web site storefront		35
Florida Bar <i>News</i> ad		15
Telephone		13
Florida Bar <i>News</i> insert		11
Other		8

* Almost half (45%) of all respondents who attended a Florida Bar CLE seminar in the past year report registering through the mail. Just over one-third (35%) report registering through the Bar's Web site storefront. The most frequently mentioned methods mentioned under the "Other" category are "registered by e-mail", "used law library tapes/CD's" and "registered through office".



4A. Comparison between 2001 thru 2007 Membership Opinion Surveys – How members registered for The Florida Bar seminars they attended (MULTIPLE RESPONSE QUESTION)

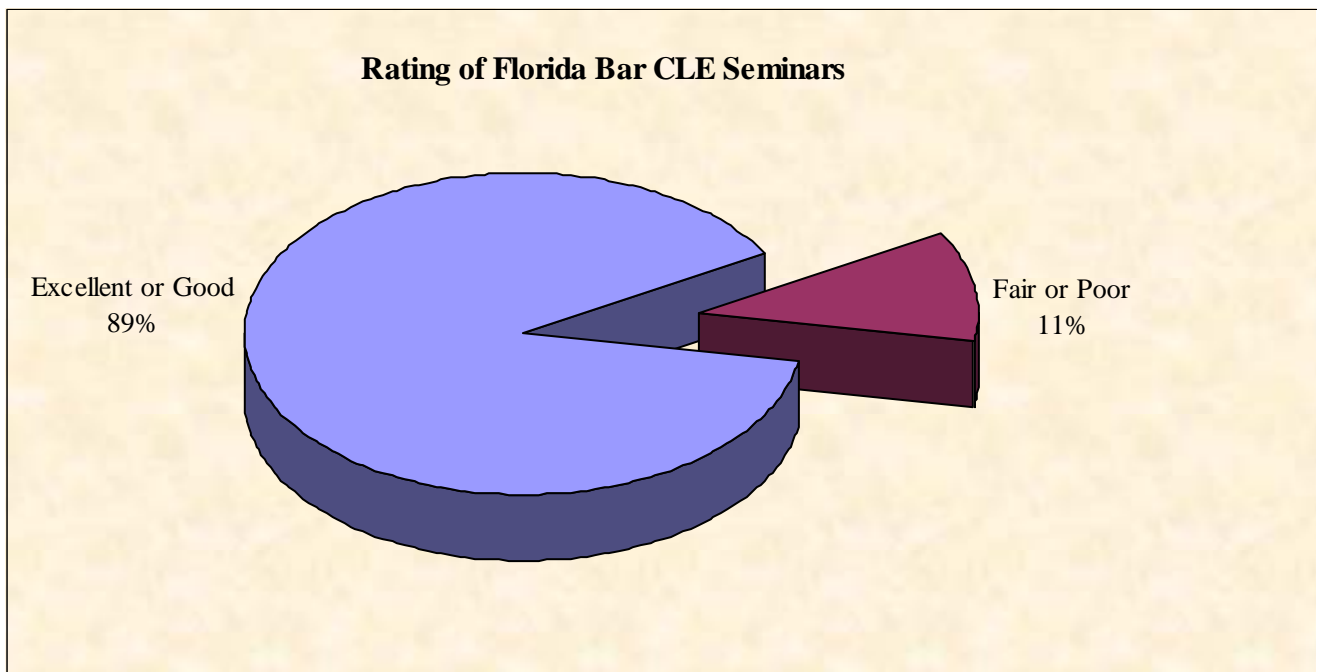
<u>Category</u>	<u>2005 Percent</u>	<u>2007 Percent</u>
Direct mail form	53	45
Florida Bar Web site storefront	21	35
Florida Bar <i>News</i> ad	18	15
Telephone	15	13
Florida Bar <i>News</i> insert	14	11
Other	9	8

* The percentage of respondents who used the Bar's Web site storefront to register for Bar sponsored CLE seminars has increased significantly since 2005.

5. Please rate the general quality of continuing legal education seminars sponsored by The Florida Bar:

<u>Category</u>	<u>Percent</u>
Excellent	30
Good	59
Fair	10
Poor	1

* A large majority (89%) of respondents rate the quality of Florida Bar sponsored CLE seminars as either excellent or good.



5A. Comparison between 2001 thru 2007 Membership Opinion Surveys – Rating of the general quality of continuing legal education seminars sponsored by The Florida Bar

<u>Category</u>	<u>2001 Percent</u>	<u>2003 Percent</u>	<u>2005 Percent</u>	<u>2007 Percent</u>
Excellent	27	29	28	30
Good	59	61	63	59
Fair	12	11	9	10
Poor	2	<1	<1	1

6. Do you personally pay the costs of your CLE courses, or does your firm or legal office pay for these costs?

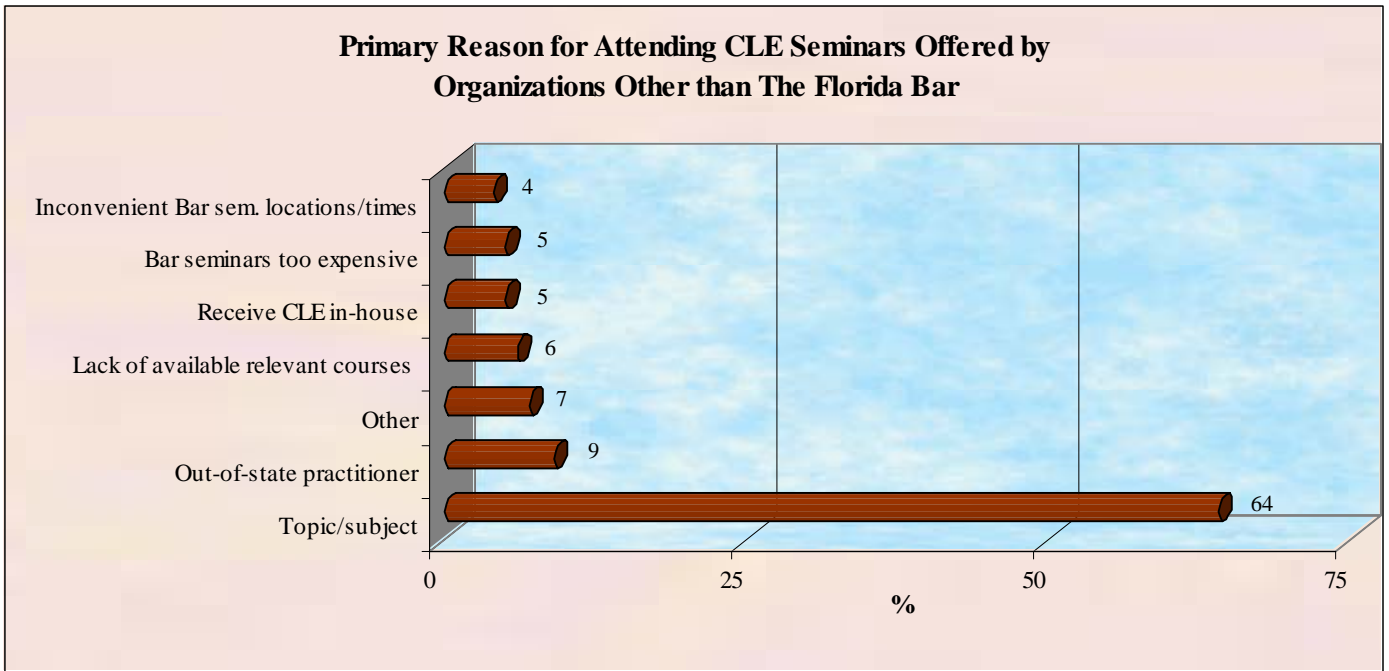
<u>Category</u>	<u>Percent</u>
Firm/office pays	73
Self pay	24
Other	3

* Nearly three-quarters (73%) of all respondents report that their firm or legal office pays for the costs of their CLE courses. The most frequently mentioned method under the “Other” category is "borrow from law library".

7. What is your primary reason for attending CLE seminars offered by organizations other than The Florida Bar?

<u>Category</u>	<u>Percent</u>
Topic/subject	64
I am an out-of-state practitioner	9
Other	7
Lack of available relevant courses offered by The Florida Bar	6
I receive my CLE in-house	5
Florida Bar seminars are too expensive	5
Florida Bar seminars are generally held at inconvenient locations or times	4

* Topic/subject was selected by nearly two-thirds (64%) of all respondents as their primary reason for attending CLE seminars offered by other organizations. The most frequently mentioned response under the “Other” category is “attends seminar offered by local bar/organization”.



8. How likely would you be to purchase CLE materials in either CD or MP3 format?

Category	Very Likely Percent	Somewhat Likely Percent	Not Likely Percent
a. CD Format	28	32	40
b. MP3 Format	8	14	78

* Three-fifths (60%) of all respondents would be likely to purchase CLE materials in CD format. Just over one-fifth (22%) would be likely to purchase CLE materials in MP3 format. Younger attorneys are more likely to be interested in purchasing MP3 CLE materials (See Table 8A).

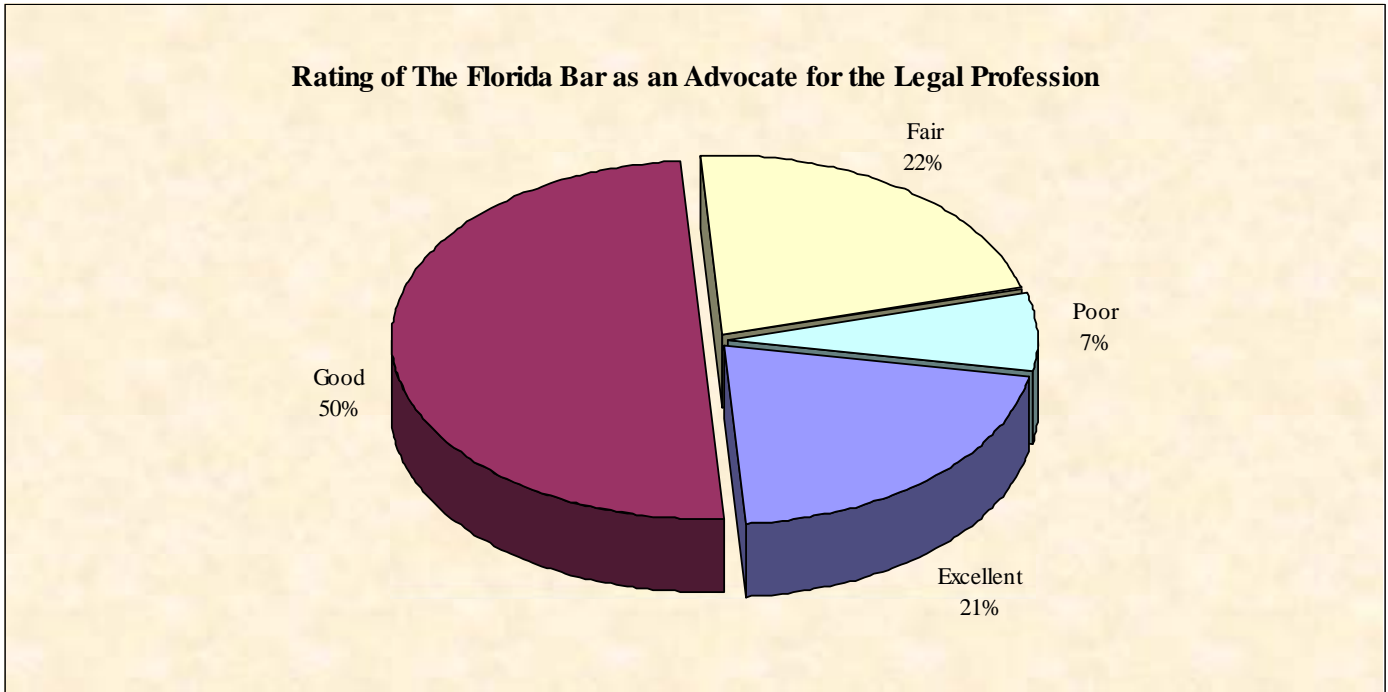
8A. Likelihood of purchasing CLE materials in MP3 format – BY Age Group

Age Group	Very Likely Percent	Somewhat Likely Percent	Not Likely Percent
35 years of age or younger	17	17	66
36 to 49 years of age	8	15	77
50 to 65 years of age	5	8	87
Over 65 years of age	1	10	89

* There is a correlation between age and likeliness to purchase CLE materials in MP3 format.

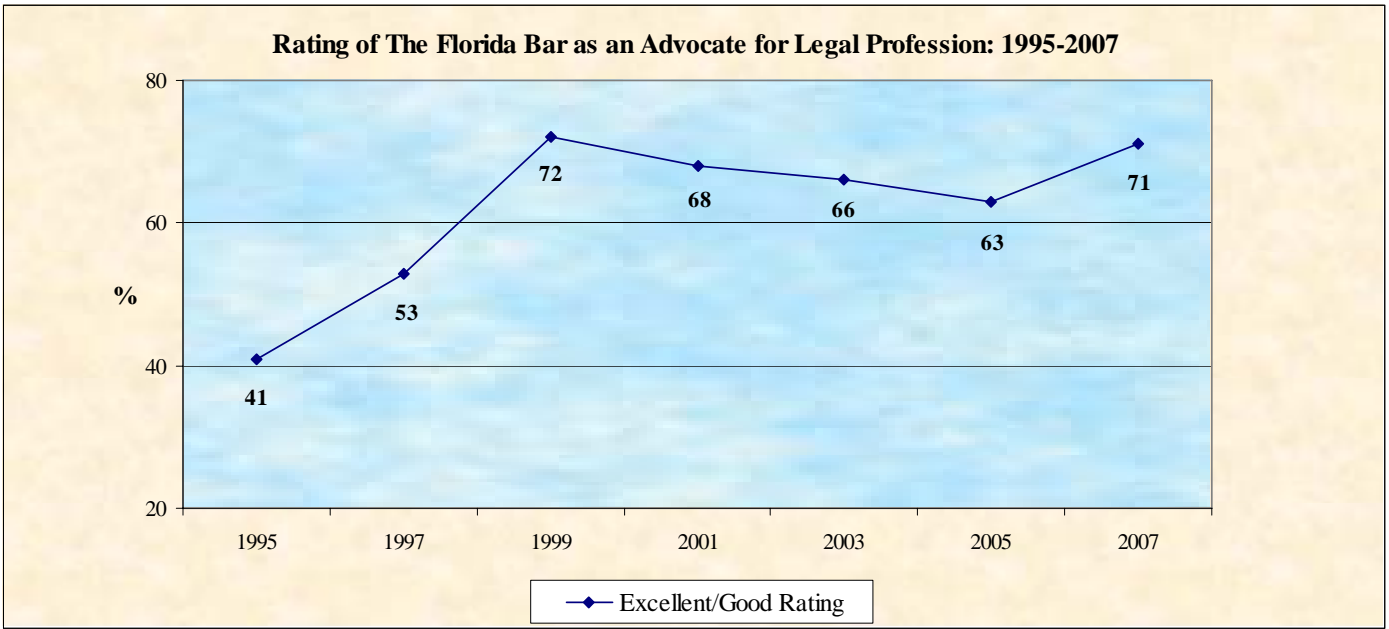
9. In general, how do you rate The Florida Bar as an advocate for the legal profession?

<u>Category</u>	<u>Percent</u>
Excellent	21
Good	50
Fair	22
Poor	7



9A. Comparison between 1995 thru 2007 Membership Opinion Surveys – Rating of The Florida Bar as an advocate for the legal profession

<u>Rating of Bar</u>	<u>1995 Percent</u>	<u>1997 Percent</u>	<u>1999 Percent</u>	<u>2001 Percent</u>	<u>2003 Percent</u>	<u>2005 Percent</u>	<u>2007 Percent</u>
Excellent/Good	41	53	72	68	66	63	71
Fair/Poor	59	47	28	32	34	37	29



9B. Rating of The Florida Bar as an advocate for the legal profession – BY Type of Practice, Age Group, and Gender

<u>Type of Practice</u>	<u>Exc./Good Percent</u>	<u>Fair/Poor Percent</u>
Other Legal Occupation	84	16
Private Practice Attorney	72	28
Government Practice Attorney	64	36

<u>Age Group</u>	<u>Exc./Good Percent</u>	<u>Fair/Poor Percent</u>
35 years of age or younger	80	20
36 to 49 years of age	70	30
50 to 65 years of age	71	29
Over 65 years of age	80	20

<u>Gender</u>	<u>Exc./Good Percent</u>	<u>Fair/Poor Percent</u>
Female	74	26
Male	70	30

* Almost three-quarters (72%) of all private practice attorneys rate the Bar as an excellent or good advocate for the legal profession, compared to 64% of all government attorneys who do likewise. More than three-quarters of respondents who are either 35 years of age or less (80%) or over 65 years of age (80%) rate the Bar as an excellent/good advocate. A slightly higher percentage of female respondents rate the Bar as an excellent or good advocate for the legal profession.

9C. Rating of The Florida Bar as an advocate for the legal profession – BY In-state/Out-of-state Membership

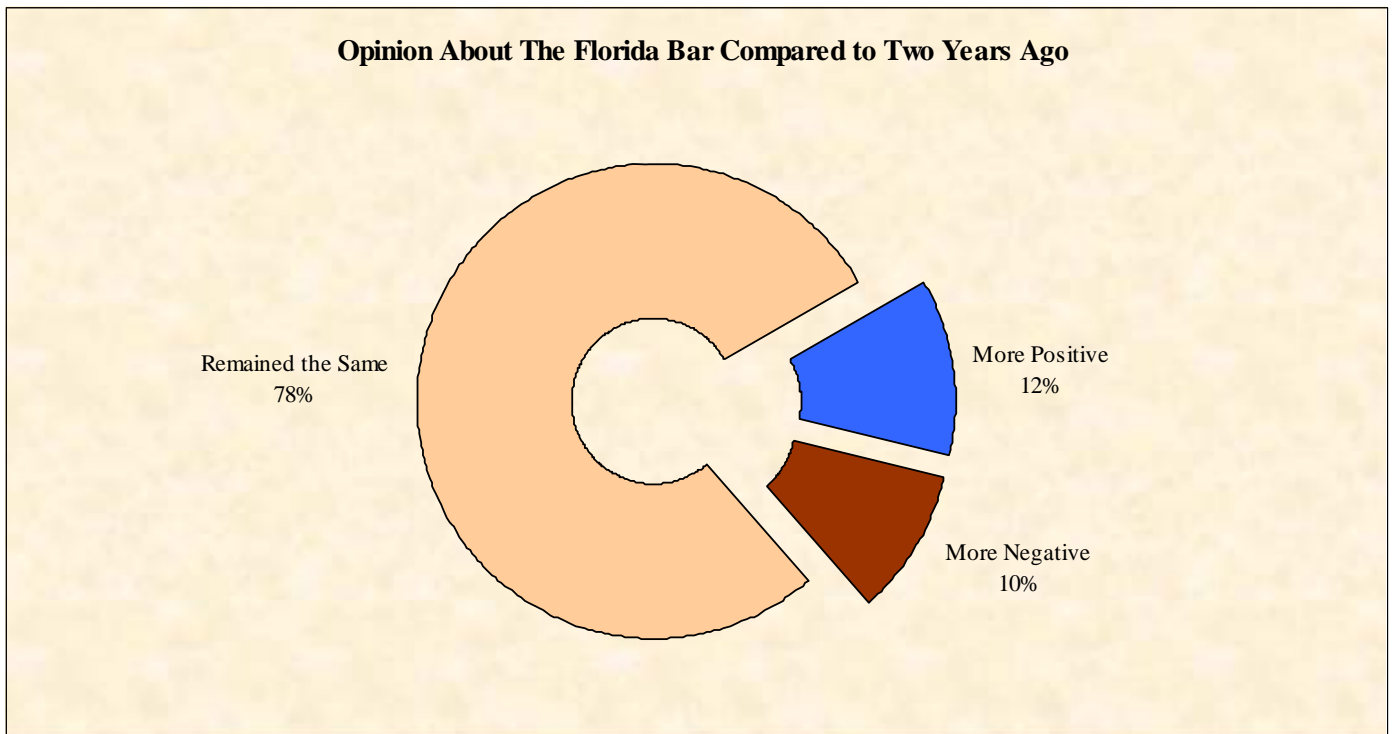
<u>Type of Membership</u>	<u>Exc./Good Percent</u>	<u>Fair/Poor Percent</u>
Out-of-state member	82	18
In-state member	70	30

* Over four-fifths (82%) of all out-of-state respondents rate the Bar as an excellent or good advocate of the legal profession.

10. Compared to two years ago, would you say your opinion towards The Florida Bar has...?

<u>Category</u>	<u>Percent</u>
Become more positive	12
Become more negative	10
Remained the same	78

* Almost one-quarter of all respondents (22%) report an opinion change over the last two years with 12% being more positive about The Florida Bar and 10% being more negative.



10A. Comparison between 1999 thru 2007 Membership Opinion Surveys – Compared to two years ago, would you say your opinion towards The Florida Bar has...?

<u>Category</u>	<u>1999 Percent</u>	<u>2001 Percent</u>	<u>2003 Percent</u>	<u>2005 Percent</u>	<u>2007 Percent</u>
Become more positive	12	11	9	8	12
Become more negative	9	14	10	13	10
Remained the same	79	75	81	79	78

10B. Opinion about The Florida Bar compared to two years ago – BY Gender, Region of Primary Practice, and Age Group

<u>Gender</u>	<u>More Positive Percent</u>	<u>More Negative Percent</u>	<u>Remained The Same Percent</u>
Male	12	10	78
Female	11	10	79

<u>Region</u>	<u>More Positive Percent</u>	<u>More Negative Percent</u>	<u>Remained The Same Percent</u>
Southeast	15	9	76
Out-of-state	12	10	78
North	10	8	83
Central/Southwest	8	12	80

<u>Age Group</u>	<u>More Positive Percent</u>	<u>More Negative Percent</u>	<u>Remained The Same Percent</u>
35 years of age or younger	16	6	78
36 to 49 years of age	11	10	79
50 to 65 years of age	10	10	80
Over 65 years of age	14	7	79

* A higher percentage of respondents both 35 years of age or younger and 65 years of age or older have developed a more positive opinion of The Florida Bar over the last two years.

11A. Primary reason why opinion about The Florida Bar has become more positive

A total of 65 reasons were listed by respondents who report that their opinion about The Florida Bar has become more positive over the past two years. Each reason was reviewed and categorized. The table below lists the seven most frequently mentioned categories.

<u>Category</u>	<u>Number of Responses</u>
Improved Web site/Internet services provided	16
Has become more aware of programs and services offered	9
Has become more involved in Bar sections/committees	6
Efforts by Bar president/executive director/staff	5
Improved communication with Bar members	5
Public education initiatives	5
Bar is changing to meet needs of membership	4

11B. Primary reason why opinion about The Florida Bar has become more negative

A total of 79 reasons were listed by respondents who report that their opinion about The Florida Bar has become more negative over the past two years. Each reason was reviewed and categorized. The table below lists the five most frequently mentioned categories.

<u>Category</u>	<u>Number of Responses</u>
Bar grievance process is too adversarial/too arbitrary	14
Advocating/taking activist position on diversity	12
Bar doesn't represent small firms/sole practitioners adequately	9
Grievance process is too lenient	8
Over-regulation/too many rules or restrictions	7

12. Please list the most important issues that you would like to see The Florida Bar concentrate its efforts on in the next few years: (CHECK UP TO THREE ISSUES) (MULTIPLE RESPONSE QUESTION)

<u>Category</u>	<u>Percent</u>
Improve public perception	54
Increase professionalism efforts	41
Be more responsive to the small firm/sole practitioner	34
Tougher standards on lawyer advertising	26
Legal access for those who cannot afford an attorney	23
Be more aggressive with UPL enforcement	22
Stronger discipline for theft of client funds	15
Explore ways to increase diversity within the legal profession	8
Other	12

* Over half (54%) of all respondents report that improving the public’s perception of lawyers and the legal profession is one of the most important issues for the Bar to address in the next few years. Increasing professionalism efforts (41%) and being more of an advocate for the small firm/sole practitioner (34%) are the other most frequently selected categories. Tables 12A and 12B reveal the most frequently mentioned issue and the percentage received for various types of attorneys. The most frequently mentioned issues under the “Other” category are having a stronger focus on the discipline of unethical/unprofessional attorneys, monitoring judicial abuse/misconduct, and additional advocacy for government attorneys.

12A. Most important issues the Bar should concentrate on in the next few years – BY Employment Classification (THE MOST FREQUENTLY MENTIONED ISSUE AND ITS PERCENTAGE ARE LISTED BELOW FOR EACH CATEGORY)

<u>Classification</u>	<u>Most Frequently Mentioned Issue</u>	<u>Percent</u>
Judge	Increase Professionalism	67
Government attorney	Increase Professionalism	55
Managing partner	Improve Public Perception	68
Partner/shareholder	Improve Public Perception	58
Associate	Improve Public Perception	53
Corporate counsel	Improve Public Perception	49
Sole practitioner	Be More of a Small Firm Advocate	68

* A higher percentage of government attorneys and judges selected increasing professionalism as an important issue for the Bar to concentrate on in the next few years. A higher percentage of partners, associates, and corporate counsel selected improving public perception, while a higher percentage of sole practitioners selected the Bar being more of an advocate to the small firm/sole practitioner.

12B. Most important issues the Bar should concentrate on in the next few years – BY Gender and In-state/Out-of-state Membership (THE MOST FREQUENTLY MENTIONED ISSUE AND ITS PERCENTAGE ARE LISTED BELOW FOR EACH CATEGORY)

<u>Gender</u>	<u>Most Frequently Mentioned Issue</u>	<u>Percent</u>
Male	Improve Public Perception	59
Female	Improve Public Perception	46

<u>Type of Member</u>	<u>Most Frequently Mentioned Issue</u>	<u>Percent</u>
In-state member	Improve Public Perception	55
Out-of-state member	Improve Public Perception	46

* Public perception is the most frequently selected issue by gender and type of member.

13. What do you believe are the most serious problems faced by the legal profession today? (CHECK UP TO 3 CATEGORIES) (MULTIPLE RESPONSE QUESTION)

<u>Category</u>	<u>Percent</u>
Poor public perception	52
Lack of ethics/professionalism	42
Too many attorneys	29
Frivolous lawsuits	26
Over-emphasis on billable hours	24
Threat to judicial independence	22
Court overload	21
Affordability of legal services	17
Lawyer advertising	15
Unlicensed practice of law by non-lawyers	14
Client expectations	14
Other	7

* Just over half of all respondents (52%) report that poor public perception of attorneys is a serious problem facing the legal profession today. Over two-fifths (42%) of all respondents report a lack of ethics/professionalism, while over one-quarter list too many attorneys (29%) and frivolous lawsuits (26%). The most frequently mentioned problems listed under the “Other” category concern the quality of the judiciary, attorney greed/charging outrageous fees, and the quality of attorney representation.

13A. Comparison between 2005 and 2007 Membership Opinion Surveys – Most serious problems faced by the legal profession today

<u>Category</u>	<u>2005 Percent</u>	<u>2007 Percent</u>
Poor public perception	50	52
Lack of ethics/professionalism	42	42
Too many attorneys	34	29
Frivolous lawsuits	26	26
Over-emphasis on billable hours	19	24
Threat to judicial independence	31	22
Court overload	19	21
Affordability of legal services	17	17
Lawyer advertising	15	15
Unlicensed practice of law by nonlawyers	15	14
Client expectations	11	14
Other	7	7

* "Threat to judicial independence" has decreased significantly since 2005, while "over-emphasis on billable hours" has increased. Tables 13B and 13C reveal the most frequently mentioned issue and the percentage received for various types of attorneys.

13B. Most serious problems faced by the legal profession today – BY Employment Classification (THE MOST FREQUENTLY MENTIONED ISSUE AND ITS PERCENTAGE ARE LISTED BELOW FOR EACH CATEGORY)

<u>Classification</u>	<u>Most Frequently Mentioned Issue</u>	<u>Percent</u>
Managing partner	Poor public perception	64
Practitioner with 1 or more associates	Poor public perception	58
Partner/shareholder	Poor public perception	54
Associate	Poor public perception	53
Sole practitioner	Poor public perception	52
Judge	Threat to Judicial Independence	75
Government attorney	Lack of ethics/professionalism	53
Corporate counsel	Frivolous lawsuits	50

* There is a difference in opinion across legal classifications as to what the most serious problems facing the profession are today. A higher percentage of managing partners (64%) selected poor public perception, while three-quarters of judges (75%) selected threat to judicial independence. Over half (53%) of all government attorneys selected a lack of ethics/professionalism, while half (50%) of all corporate counsel selected frivolous lawsuits.

13C. Most serious problems faced by the legal profession today – BY Age Group, Gender, and In-state/Out-of-state Membership (THE MOST FREQUENTLY MENTIONED ISSUE AND ITS PERCENTAGE ARE LISTED BELOW FOR EACH CATEGORY)

<u>Age Group</u>	<u>Most Frequently Mentioned Issue</u>	<u>Percent</u>
35 years of age or younger	Over-emphasis on billable hours	45
36 to 49 years of age	Poor public perception	52
50 to 65 years of age	Poor public perception	56
Over 65 years of age	Poor public perception	63

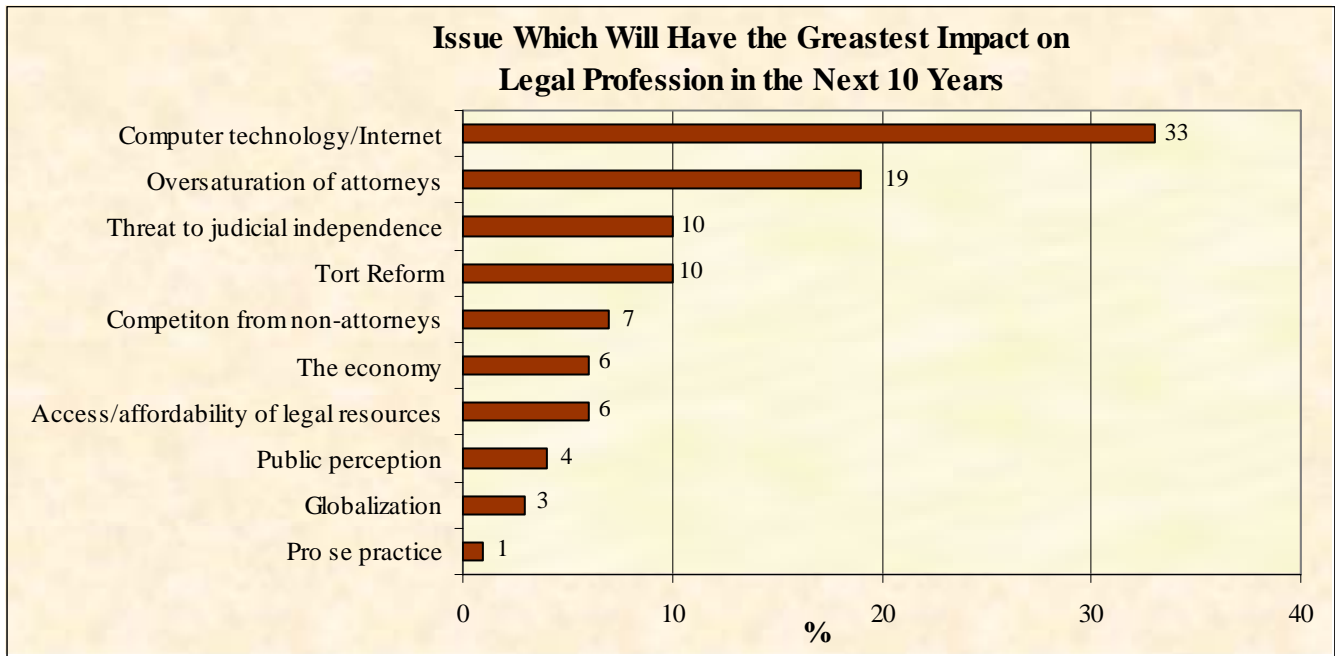
<u>Gender</u>	<u>Most Frequently Mentioned Issue</u>	<u>Percent</u>
Male	Poor public perception	56
Female	Lack of ethics/professionalism	46

<u>Type of Member</u>	<u>Most Frequently Mentioned Issue</u>	<u>Percent</u>
Out-of-state member	Poor public perception	55
In-state member	Poor public perception	52

14. In the next ten years, which of the following issues do you feel will have the greatest impact on the legal profession? (PLEASE CHECK ONLY ONE RESPONSE)

<u>Category</u>	<u>Percent</u>
Computer technology/Internet	33
Oversaturation of attorneys	19
Threat to judicial independence	10
Tort reform	10
Competition from non-attorneys	7
Access/affordability of legal resources	6
The economy	6
Public perception	4
Globalization	3
Pro se practice	1
Other	<1

* One-third (33%) of all respondents report that computer technology/Internet is the issue that will have the greatest impact on the legal profession in the next decade. Just under one-fifth (19%) of all respondents report that oversaturation of attorneys will have the greatest impact. The most frequently mentioned issue listed under the “Other” category is a lack of appropriate judicial system funding.



14A. Issue which will have the greatest impact on the legal profession in the next 10 years – BY Employment Classification, Age Group, and Gender (THE THREE MOST FREQUENTLY MENTIONED ISSUES AND THEIR PERCENTAGES ARE LISTED BELOW FOR EACH CATEGORY)

<u>Classification</u>	<u>Three Most Frequently Mentioned Issues and Their Percentages</u>
Associate	Technology – 38; Oversaturation – 16; Tort Reform - 13
Government Atty.	Technology – 38; Oversaturation – 18; Threat to Jud. Ind. – 10
Corporate counsel	Technology – 33; Oversaturation – 18; Globalization -10
Sole Practitioner	Technology – 32; Oversaturation – 21; Non Atty. Competition – 12
Partner/Shareholder	Technology – 31; Oversaturation – 23; Tort Reform - 11
Managing Partner	Technology – 30; Tort Reform – 26; Oversaturation – 12
Judge	Threat to Jud. Ind. – 42; Oversaturation – 17; Technology – 17
Pract. w/ 1+ Assoc.	Oversaturation – 33; Technology – 25; Access/Affordability – 10
<u>Age Group</u>	<u>Three Most Frequently Mentioned Issues and Their Percentages</u>
35 or younger	Technology – 41; Oversaturation – 23; Tort Reform – 14
36 to 49	Technology – 32; Oversaturation – 19; Threat to Jud. Ind. – 12
50 to 65	Technology – 32; Oversaturation – 17; Threat to Jud. Ind. – 12
Over 65	Technology – 34; Oversaturation – 18; Access/Affordability – 11
<u>Gender</u>	<u>Three Most Frequently Mentioned Issues and Their Percentages</u>
Male	Technology – 33; Oversaturation – 19; Threat to Jud. Ind. – 10
Female	Technology – 34; Oversaturation – 17; Threat to Jud. Ind. – 9

14B. Comparison between 2003 thru 2007 Membership Opinion Surveys – Issue which will have the greatest impact on the legal profession in the next 10 years

<u>Category</u>	<u>2003 Percent</u>	<u>2005 Percent</u>	<u>2007 Percent</u>
Computer technology/Internet	31	31	33
Oversaturation of attorneys	26	23	19
Threat to judicial independence+	—	14	10
Tort Reform	15	10	10
Competition from non-attorneys	10	6	7
The economy	11	5	6
Access/affordability of legal resources+	—	3	6
Public perception	6	5	4
Globalization+	—	2	3
Pro se practice+	—	1	1
Other	2	<1	<1

+ Indicates new category – was not asked in 2003.

15. What are the three most significant challenges/concerns you personally face as an attorney? (CHECK UP TO THREE CATEGORIES) (MULTIPLE RESPONSE QUESTION)

<u>Category</u>	<u>Percent</u>
Balancing family and work	44
Time management	38
High stress	32
Lack of courtesy/professionalism	32
Net revenue	19
Keeping up with technology	17
Client expectations	17
Keeping up with new developments in law	17
Billable hours	14
Dealing with judges	12
Retirement planning	11
Frivolous lawsuits	10
Competition from non-lawyers	8
Gender/age/race discrimination	4
Other	4

* Around two-fifths of all respondents list balancing family and work (44%) or time management (38%) as one of their most significant problems or concerns. Just under one-third of all respondents list high stress (32%) or a lack of courtesy/professionalism (32%).

* The most frequently mentioned problems listed under the “Other” category are paying high student loans, receiving low compensation, and a lack of available job opportunities.

15A. Most significant problems/concerns that are personally faced as an attorney – BY Employment Classification (THE THREE MOST FREQUENTLY MENTIONED CONCERNS AND THEIR PERCENTAGES ARE LISTED BELOW FOR EACH CATEGORY)

<u>Classification</u>	<u>Three Most Frequently Mentioned Concerns and Their Percentages</u>
Corporate counsel Associate	Balance of Family/Work – 60; Time Mgmt. – 40; High Stress – 40
Pract. w/ 1+ Assoc.	Balance of Family/Work – 56; Time Mgmt. – 50; High Stress – 38
Partner/shareholder	Balance of Family/Work – 52; Time Mgmt. – 44; High Stress – 28
Government Attys.	Balance of Family/Work – 48; Time Mgmt. – 40; High Stress – 40
Managing partner	Balance of Family/Work – 47; Time Mgmt. – 34; Lack of Civility – 32
Judge	Time Mgmt. – 43; Lack of Civility – 43; High Stress – 40
Sole practitioner	Lack of Civility – 55; Frivolous Lawsuits – 44; Retirement Plan – 33
	Lack of Civility – 34; Net Revenue – 34; Time Mgmt. – 31

* There are significant differences across employment classifications concerning the biggest problem or concern respondents face as attorneys. While balance of family and work is the most frequently selected category for most classifications within private and government practice, time management is the most frequently selected category for managing partners, and a lack of civility in the profession is the most frequently selected category for judges and sole practitioners.

15B. Most significant problems/concerns that are personally faced as an attorney – BY Gender, Age Group and In-state/Out-of-state Membership (THE THREE MOST FREQUENTLY MENTIONED CONCERNS AND THEIR PERCENTAGES ARE LISTED BELOW FOR EACH CATEGORY)

<u>Gender</u>	<u>Three Most Frequently Mentioned Concerns and Their Percentages</u>
Male	Balance of Family/Work – 42; Time Mgmt. – 40; High Stress – 32
Female	Balance of Family/Work – 47; Lack of Civility – 37; High Stress – 32

<u>Age Group</u>	<u>Three Most Frequently Mentioned Concerns and Their Percentages</u>
35 or younger	Balance of Family/Work – 57; Time Mgmt. – 40; High Stress – 38
36 to 50	Balance of Family/Work – 45; Time Mgmt. – 43; High Stress – 33
51 to 65	Balance of Family/Work – 38; Lack of Civility – 34; Time Mgmt. – 33
Over 65	Technology – 38; Lack of Civility – 37; Time Mgmt. – 28

<u>Membership</u>	<u>Three Most Frequently Mentioned Concerns and Their Percentages</u>
In-state member	Balance of Family/Work – 43; Time Mgmt. – 37; Lack of Civility – 32
Out-of-state member	Balance of Family/Work – 47; Time Mgmt. – 41; Lack of Civility – 34

* A higher percentage of respondents 35 years of age or younger list balance of family/work as one of the most significant problems/concerns they face as an attorney. A higher percentage of respondents over 65 years of age cite keeping up with technology and a lack of civility in the profession as some of their most significant problems.

15C. Comparison between 2003 thru 2007 Membership Opinion Surveys – Most significant problems/concerns that are personally faced as an attorney

<u>Category</u>	<u>2003 Percent</u>	<u>2005 Percent</u>	<u>2007 Percent</u>
Balancing family and work	41	40	44
Time management	37	39	38
High stress	31	35	32
Lack of civility/professionalism	34	33	32
Net revenue+	—	18	19
Keeping up with technology	17	19	17
Keeping up with new developments in law++	—	—	17
Client expectations	20	18	17
Billable hours	17	15	14
Dealing with judges	12	11	12
Retirement planning+	—	16	11
Frivolous lawsuits	15	12	10
Competition from non-lawyers+	—	9	8
Gender/age/race discrimination	3	3	4
Other	6	5	4

+ Indicates new category – was not asked in 2003.

++ Indicates new category – was not asked in 2003 or 2005.

16. Do you know who represents your judicial circuit on The Florida Bar Board of Governors?

<u>Category</u>	<u>Percent</u>
Yes	30
No	70

16A. Do you know who represents your judicial circuit on The Florida Bar Board of Governors? – BY Region of Primary Practice

<u>Region</u>	<u>Yes Percent</u>	<u>No Percent</u>
North	40	60
Central/Southwest	32	68
Southeast	29	71
Out-of-state	5	95

16B. Do you know who represents your judicial circuit on The Florida Bar Board of Governors? – BY Age Group

<u>Age Group</u>	<u>Yes Percent</u>	<u>No Percent</u>
35 years of age or younger	12	88
36 to 49 years of age	30	70
50 to 65 years of age	39	61
Over 65 years of age	30	70

17. Do you feel you are adequately informed as to the decisions made by the Board of Governors regarding the practice of law?

<u>Category</u>	<u>Percent</u>
Yes	46
No	54

17A. Do you feel you are adequately informed as to the decisions made by the Board of Governors regarding the practice of law? – BY Region of Primary Practice

<u>Region</u>	<u>Yes Percent</u>	<u>No Percent</u>
North	56	44
Central/Southwest	46	54
Southeast	43	57
Out-of-state	41	59

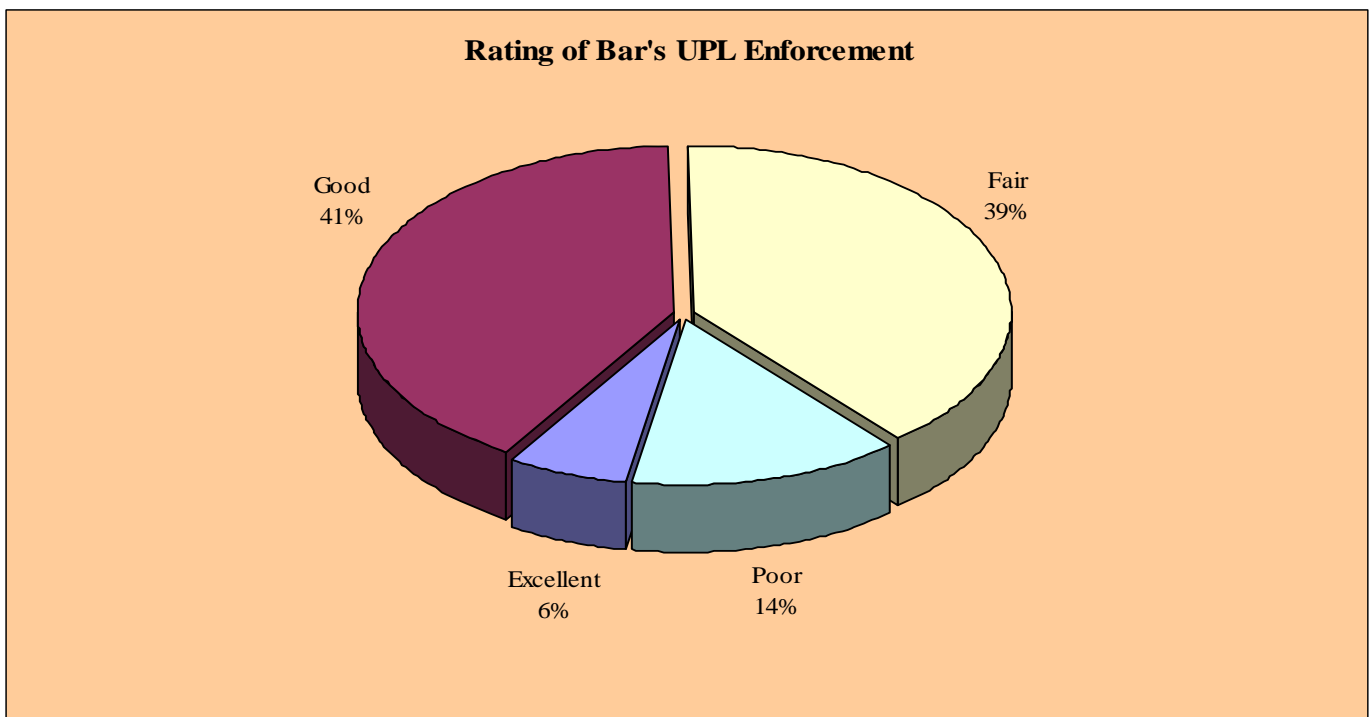
17B. Do you feel you are adequately informed as to the decisions made by the Board of Governors regarding the practice of law? – BY Age Group

<u>Age Group</u>	<u>Yes Percent</u>	<u>No Percent</u>
35 years of age or younger	30	70
36 to 49 years of age	46	54
50 to 65 years of age	52	48
Over 65 years of age	57	43

18. **The Florida Bar is charged by the Supreme Court to investigate and prosecute unlicensed practice of law violations. How would you rate the way that the Bar performs this responsibility?**

<u>Category</u>	<u>Percent</u>
Excellent	6
Good	41
Fair	39
Poor	14

- * Slightly more than half of all respondents (53%) rate the Bar's investigation and prosecution of UPL violations as either fair or poor.



- 18A. **Comparison between 2003 thru 2007 Membership Opinion Surveys – Rating of The Florida Bar on the investigation and prosecution of unlicensed practice of law violations**

<u>Category</u>	<u>2003 Percent</u>	<u>2005 Percent</u>	<u>2007 Percent</u>
Excellent	7	6	6
Good	49	44	41
Fair	30	36	39
Poor	13	14	14

- * The percentage of respondents who rate the Bar's investigation and prosecution of UPL violations as either fair or poor has increased from 43% in 2003 to 53% in 2007.

18B. Comparison between 2003 thru 2007 Membership Opinion Surveys – Rating of The Florida Bar on the investigation and prosecution of unlicensed practice of law violations – BY Region of Primary Practice

<u>Region</u>	2003 Exc./Good Percent	2005 Exc./Good Percent	2007 Exc./Good Percent
Out-of-state	61	59	55
North	60	53	53
Southeast	56	49	47
Central/Southwest	53	48	44

18C. Rating of The Florida Bar on the investigation and prosecution of unlicensed practice of law violations – BY Gender and Age Group

<u>Gender</u>	Exc./Good Percent	Fair/Poor Percent
Female	57	43
Male	42	58

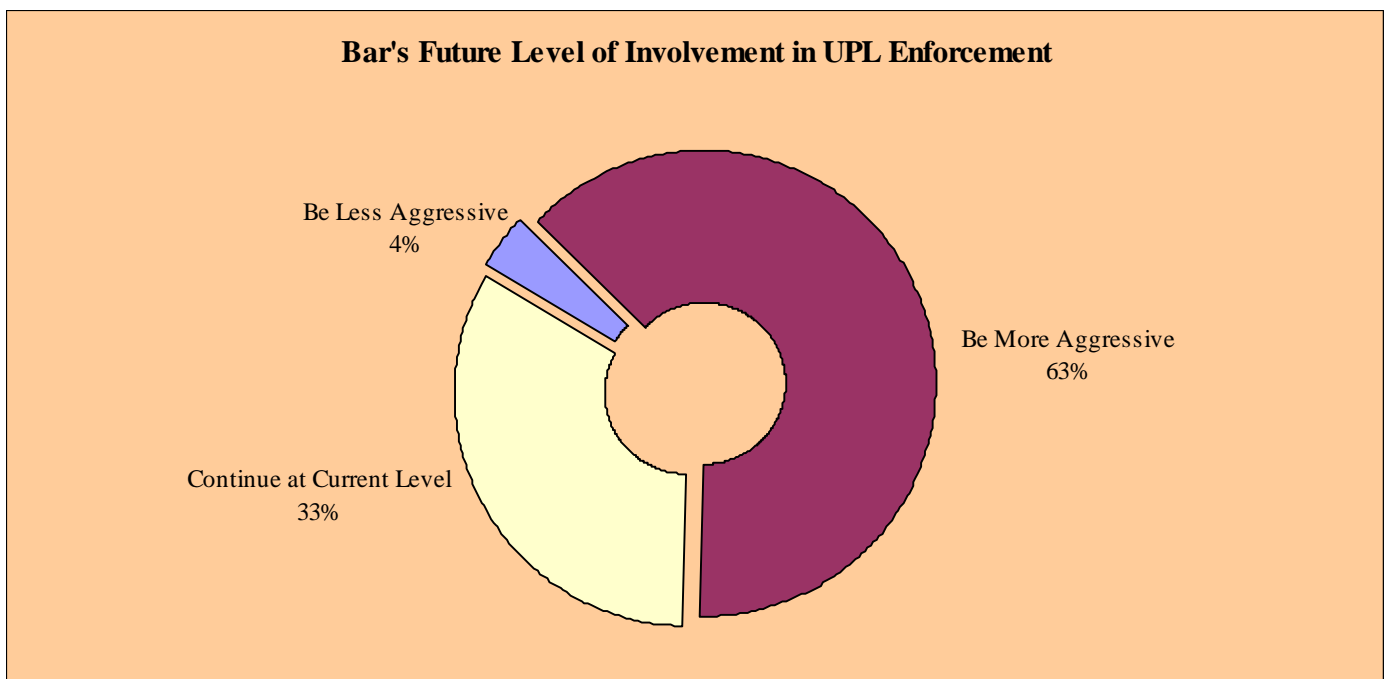
<u>Age Group</u>	Exc./Good Percent	Fair/Poor Percent
35 years of age or younger	60	40
36 to 49 years of age	42	58
50 to 65 years of age	48	52
Over 65 years of age	48	52

* A higher percentage of respondents 35 years of age or younger, as well as female respondents, rate the Bar's investigation and prosecution of UPL violations as being either excellent or good.

19. Should The Florida Bar be more aggressive, less aggressive, or continue its current level of involvement in its prosecution of non-lawyers involved in the practice of law?

<u>Category</u>	<u>Percent</u>
The Bar should be <u>more</u> aggressive	63
The Bar should be <u>less</u> aggressive	4
The Bar should continue its current level	33

* Almost two-thirds of all respondents (63%) believe that the Bar should be more aggressive in its involvement of the prosecution of non-lawyers involved in the practice of law. Few respondents (4%) believe that the Bar should be less aggressive.



19A. Comparison between 2001 thru 2007 Membership Opinion Surveys – The Florida Bar's level of involvement in its prosecution of non-lawyers involved in the practice of law

<u>Category</u>	<u>2001 Percent</u>	<u>2003 Percent</u>	<u>2005 Percent</u>	<u>2007 Percent</u>
Be <u>more</u> aggressive	56	55	63	63
Be <u>less</u> aggressive	6	6	5	4
Continue current level	38	39	32	33

* The percentage of members who feel the Bar should be more aggressive in its prosecution of non-lawyers involved in the practice of law has increased since 2003 (from 55% to 63%).

19B. The Florida Bar's level of involvement in its prosecution of non-lawyers involved in the practice of law – BY Region of Primary Practice and Gender

<u>Region</u>	<u>Be More Aggressive Percent</u>	<u>Be Less Aggressive Percent</u>	<u>Continue Curr. Level Percent</u>
Central/Southwest	69	4	27
Southeast	63	4	33
Out-of-state	59	6	35
North	53	3	44

<u>Gender</u>	<u>Be More Aggressive Percent</u>	<u>Be Less Aggressive Percent</u>	<u>Continue Curr. Level Percent</u>
Male	66	3	31
Female	57	5	38

* A higher percentage of both male respondents and respondents in the Central/Southwest region of Florida believe that the Bar should be more aggressive in its prosecution of non-lawyers involved in the practice of law.

19C. The Florida Bar's level of involvement in its prosecution of non-lawyers involved in the practice of law – BY Age Group and Type of Practice

<u>Age Group</u>	<u>Be More Aggressive Percent</u>	<u>Be Less Aggressive Percent</u>	<u>Continue Curr. Level Percent</u>
35 years of age or younger	64	2	34
36 to 49 years of age	68	3	29
50 to 65 years of age	57	4	39
Over 65 years of age	65	2	33

<u>Type of Practice</u>	<u>Be More Aggressive Percent</u>	<u>Be Less Aggressive Percent</u>	<u>Continue Curr. Level Percent</u>
Private Practice	65	4	31
Government Practice	61	3	36
Other Legal Position	55	3	42

20. Over the past three years, have you witnessed any instances of the unlicensed practice of law?

<u>Category</u>	<u>Percent</u>
Yes	35
No	65

* Just over one-third of all respondents (35%) have witnessed an instance of the unlicensed practice of law in the last three years.

20A. Over the past three years, have you witnessed any instances of the unlicensed practice of law? – BY Region of Primary Practice

<u>Region</u>	<u>Yes Percent</u>	<u>No Percent</u>
North	22	78
Southeast	25	75
Out-of-state	39	61
Central/Southwest	42	58

21. Please indicate in what area of the law the instances occurred (ALL RESPONDENTS) (MULTIPLE RESPONSE QUESTION)

<u>Category</u>	(n=283)	<u>Percent</u>
Dissolution		9
Holding out as an attorney		8
Immigration		6
Bankruptcy		4
Foreclosure		4
In court representation		4
Landlord – tenant matters		4
Other		12

* The most frequently mentioned areas listed under the "Other" category are real estate closings/ transactions, estate planning, and wills and trusts.

21A. Please indicate in what area of the law the instance(s) occurred? (INCLUDES ONLY THOSE RESPONDENTS WHO REPORT WITNESSING AN INSTANCE OF UPL IN THE PAST THREE YEARS) (MULTIPLE RESPONSE QUESTION)

<u>Category</u>	<u>Percent</u>
Dissolution	25
Holding out as an attorney	22
Immigration	18
Foreclosure	12
Landlord – tenant matters	12
Bankruptcy	11
In court representation	10
Other	35

22. How aware do you feel you are regarding the rules on the multijurisdictional practice of law (MJP)?

<u>Category</u>	<u>Percent</u>
Very aware	5
Somewhat aware	26
Neither aware nor unaware	9
Somewhat unaware	23
Not aware at all	28
No opinion	9

* Nearly one-third (31%) of all respondents report being aware of the rules on the multijurisdictional practice of law, while just over half (51%) report being unaware of those rules.

23. Have you ever been associated as local counsel in a case where an out-of-state attorney is seeking admission *pro hac vice*?

<u>Category</u>	<u>Percent</u>
Yes	30
No	70

* Slightly less than one-third (30%) of all respondents have been associated as local counsel in a case where an out-of-state attorney is seeking admission *pro hac vice*.

24. If yes, how many times has this occurred in the past two years?

<u>Category</u>	(n = 230)	<u>Percent</u>
none		35
1 time		20
2 times		24
3 to 5 times		14
6 to 10 times		4
Over 10 times		3
median = 1 time		

25. In your experience, do you believe that out-of-state attorneys are following the correct procedures for appearing *pro hac vice* in a Florida court?

<u>Category</u>		<u>Percent</u>
Yes		45
No		8
Do not know		40
Does not apply		7

25A. In your experience, do you believe that out-of-state attorneys are following the correct procedures for appearing *pro hac vice* in a Florida court? (INCLUDES ONLY THOSE APPLICABLE RESPONDENTS WITH AN OPINION)

<u>Category</u>	(n = 429)	<u>Percent</u>
Yes		85
No		15

* When considering only those applicable respondents with an opinion, 85% report that they believe out-of-state attorneys are following the correct procedures for appearing *pro hac vice* in a Florida court.

26. In your experience, do you believe that out-of-state attorneys are following the correct procedures when representing someone in an arbitration proceeding in Florida?

<u>Category</u>		<u>Percent</u>
Yes		9
No		4
Do not know		70
Does not apply		17

26A. In your experience, do you believe that out-of-state attorneys are following the correct procedures when representing someone in an arbitration proceeding in Florida? (INCLUDES ONLY THOSE APPLICABLE RESPONDENTS WITH AN OPINION)

<u>Category</u>	(n = 105)	<u>Percent</u>
Yes		69
No		31

* When considering only those applicable respondents with an opinion, over two-thirds (69%) report that they believe out-of-state attorneys are following the correct procedures when representing someone in an arbitration proceeding in Florida.

27. Chapter 20 of the Rules Regulating The Florida Bar, if adopted by the Supreme Court, would establish the Florida Registered Paralegal Program. This program would allow paralegals to voluntarily register for Florida Registered Paralegal status. In your opinion, how many of the paralegals in your law firm or legal office would probably register for this status?

<u>Category</u>	<u>Percent</u>
None	7
One	10
Two	8
Three to five	7
Six to ten	2
More than ten	<1
Do not know	34
Firm or legal office does <u>not</u> have paralegals	32

28. How familiar do you feel you are with proposed Chapter 20?

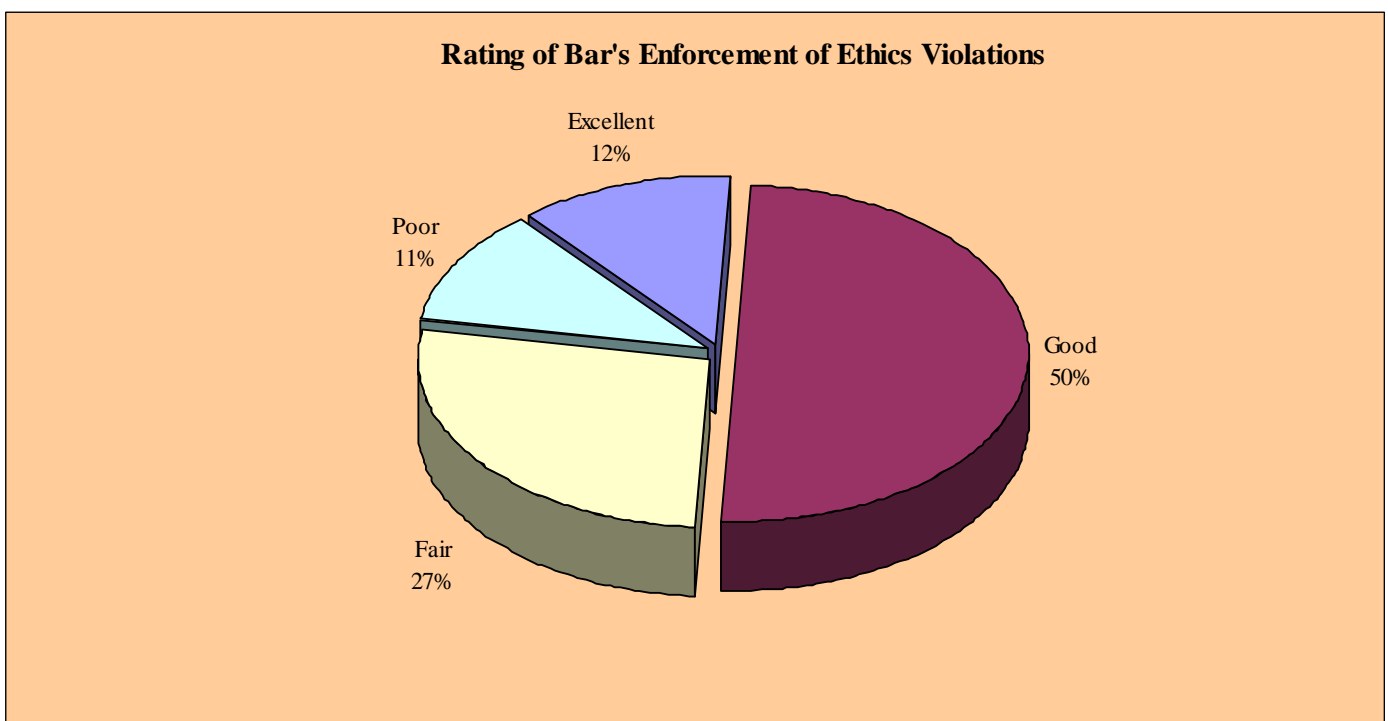
<u>Category</u>	<u>Percent</u>
Very familiar	1
Somewhat familiar	12
Neither familiar nor unfamiliar	8
Somewhat unfamiliar	14
Not familiar at	65

* Almost four-fifths (79%) of all respondents are unfamiliar with proposed Chapter 20.

29. The Florida Bar is charged by the Supreme Court to investigate and prosecute lawyers for ethics violations. How would you rate the way the Bar currently performs this responsibility?

<u>Category</u>	<u>Percent</u>
Excellent	12
Good	50
Fair	27
Poor	11

* Over three-fifths (62%) of all respondents rate The Florida Bar's investigation and prosecution of ethics violations as either excellent or good. That percentage has decreased from 69% in 2003.



29A. Comparison between 2003 thru 2007 Membership Opinion Surveys – Rating of The Florida Bar on the investigation and prosecution of ethics violations

<u>Category</u>	<u>2003 Percent</u>	<u>2005 Percent</u>	<u>2007 Percent</u>
Excellent	15	12	12
Good	54	51	50
Fair	21	27	27
Poor	10	10	11

**29B. Rating of The Florida Bar on the investigation and prosecution of ethics violations –
BY Region of Primary Practice, Age Group, Gender and Type of Practice**

<u>Region</u>	<u>Exc./Good Percent</u>	<u>Fair/Poor Percent</u>
Out-of-state	67	33
Central/Southwest	65	35
Southeast	61	39
North	58	42

<u>Age Group</u>	<u>Exc./Good Percent</u>	<u>Fair/Poor Percent</u>
35 years of age or younger	64	36
36 to 49 years of age	62	38
50 to 65 years of age	63	37
Over 65 years of age	57	43

<u>Gender</u>	<u>Exc./Good Percent</u>	<u>Fair/Poor Percent</u>
Male	62	38
Female	62	38

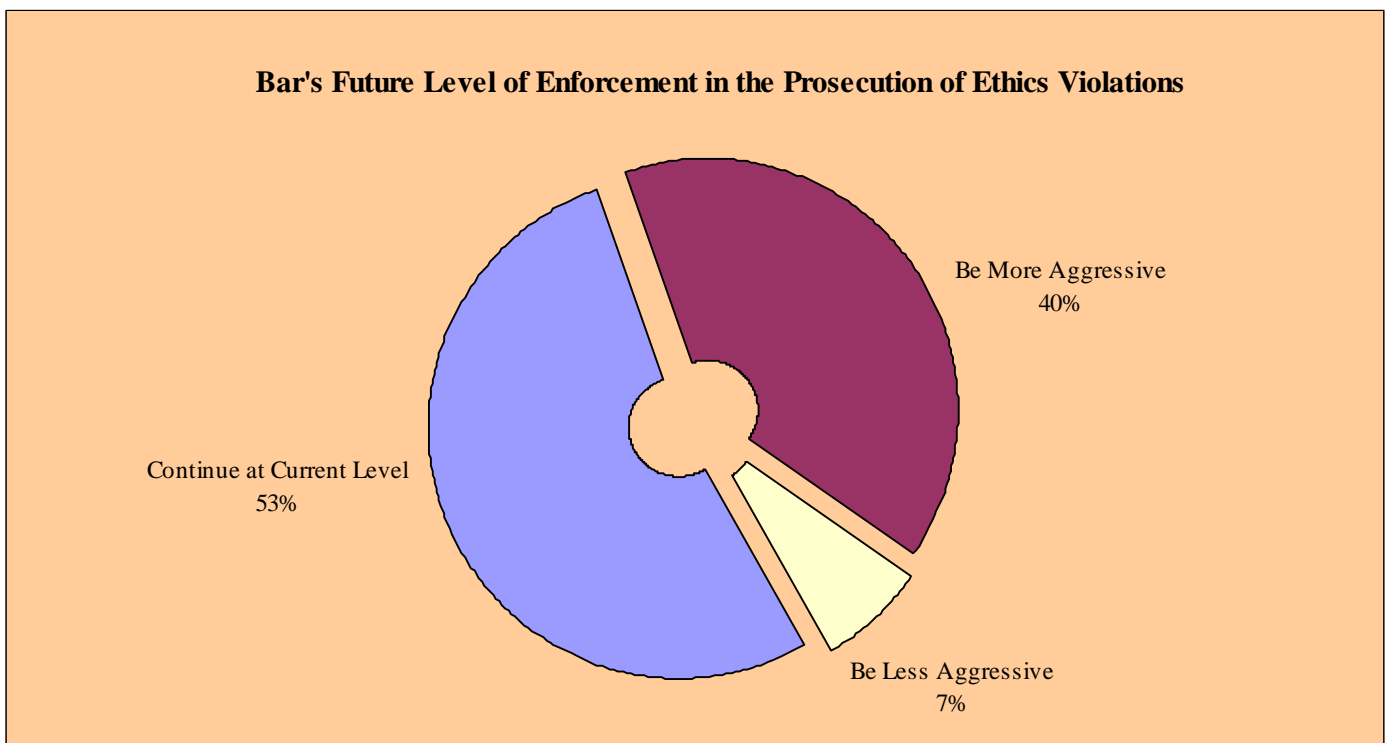
<u>Type of Practice</u>	<u>Exc./Good Percent</u>	<u>Fair/Poor Percent</u>
Other Legal Position	73	27
Private Practice	64	36
Government Practice	49	51

* A higher percentage of respondents in government practice positions rate the Bar as fair or poor in the investigation and prosecution of ethics violations.

30. Should The Florida Bar be more aggressive, less aggressive, or continue its current level of involvement in its prosecution of lawyers for ethics violations?

<u>Category</u>	<u>Percent</u>
The Bar should be <u>more</u> aggressive	40
The Bar should be <u>less</u> aggressive	7
The Bar should continue its current level of involvement	53

* Over half of all respondents (53%) believe that the Bar should continue its current level of involvement in the prosecution of ethics violations in the practice of law, while two-fifths (40%) of all respondents believe that the Bar should be more aggressive.



30A. Comparison between 2003 thru 2007 Membership Opinion Surveys – The Florida Bar's level of involvement in its prosecution of ethics violations in the practice of law

<u>Category</u>	<u>2003 Percent</u>	<u>2005 Percent</u>	<u>2007 Percent</u>
Should be <u>more</u> aggressive	33	39	40
Should be <u>less</u> aggressive	7	5	7
Should continue current level	60	56	53

* The percentage of members who feel the Bar should be more aggressive in its prosecution of lawyers involved in ethics violations in the practice of law has increased since 2003 (from 33% to 40%).

30B. The Florida Bar's level of involvement in its prosecution of ethics violations in the practice of law – BY Region of Primary Practice, Gender, Age Group and Type of Practice

<u>Region</u>	<u>Be More Aggressive Percent</u>	<u>Be Less Aggressive Percent</u>	<u>Continue Curr. Level Percent</u>
Southeast	37	7	56
North	44	8	48
Central/Southwest	41	7	52
Out-of-state	41	5	54

<u>Gender</u>	<u>Be More Aggressive Percent</u>	<u>Be Less Aggressive Percent</u>	<u>Continue Curr. Level Percent</u>
Male	40	7	53
Female	40	7	53

<u>Age Group</u>	<u>Be More Aggressive Percent</u>	<u>Be Less Aggressive Percent</u>	<u>Continue Curr. Level Percent</u>
35 years of age or younger	38	6	57
36 to 49 years of age	39	8	54
50 to 65 years of age	44	7	50
Over 65 years of age	48	4	48

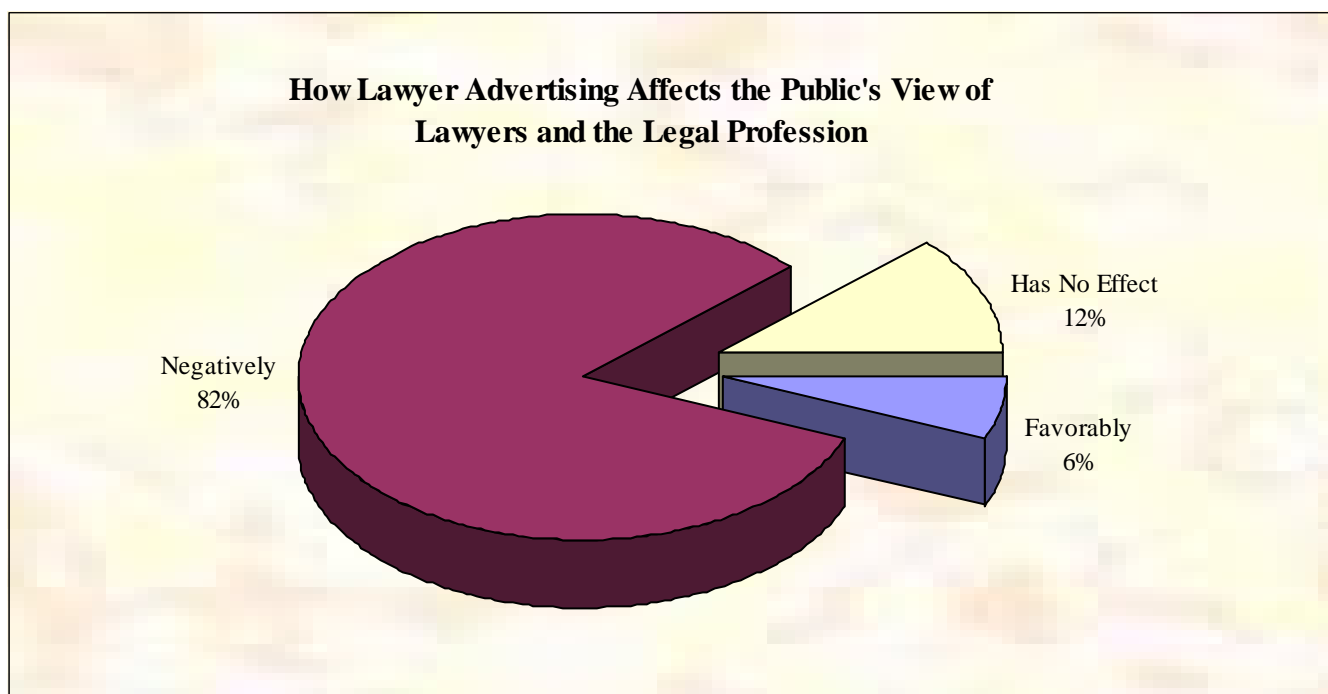
<u>Type of Practice</u>	<u>Be More Aggressive Percent</u>	<u>Be Less Aggressive Percent</u>	<u>Continue Curr. Level Percent</u>
Government Practice	58	2	40
Other Legal Position	48	0	52
Private Practice	35	9	56

* A higher percentage of respondents in government practice believe that the Bar should be more aggressive in its level of involvement in the prosecution of ethics violations in the practice of law.

31. Do you believe that lawyer advertising affects the public's view of lawyers and the legal profession?

<u>Category</u>	<u>Percent</u>
Yes, favorably	6
Yes, negatively	82
Has no effect	12

* A large majority of respondents (82%) believe that lawyer advertising negatively affects the public's view of lawyers and the legal profession. Few respondents (6%) believe lawyer advertising has a favorable effect on the public's view of lawyers.



31A. Comparison between 1999 thru 2007 Membership Opinion Surveys – Lawyer advertising affects the public's view of lawyers and the legal profession

<u>Category</u>	<u>1999</u> <u>Percent</u>	<u>2001</u> <u>Percent</u>	<u>2003</u> <u>Percent</u>	<u>2005</u> <u>Percent</u>	<u>2007</u> <u>Percent</u>
Yes, favorably	7	5	7	5	6
Yes, negatively	80	84	86	85	82
Has no effect	13	11	7	10	12

* The percentage of respondents who believe that lawyer advertising negatively affects the public's view of lawyers and the legal profession has remained between 80 and 86 percent since 1999.

31B. Lawyer advertising affects the public's view of lawyers and the legal profession – BY Region of Primary Practice, Age Group and Type of Practice

<u>Region</u>	Yes, Favorably <u>Percent</u>	Yes, Negatively <u>Percent</u>	Has No Effect <u>Percent</u>
Out-of-state	6	86	8
Central/Southwest	6	85	9
North	7	79	14
Southeast	6	79	15

* At least 79% of all respondents in each region believe that lawyer advertising negatively affects the public's view of lawyers and the legal profession.

<u>Age Group</u>	Yes, Favorably <u>Percent</u>	Yes, Negatively <u>Percent</u>	Has No Effect <u>Percent</u>
35 or under	4	80	16
36 to 49	6	83	11
50 to 65	7	82	11
Over 65	9	85	6

* At least 80% of respondents in each age category believe that lawyer advertising negatively affects the public's view of lawyers and the legal profession.

<u>Type of Practice</u>	Yes, Favorably <u>Percent</u>	Yes, Negatively <u>Percent</u>	Has No Effect <u>Percent</u>
Government Practice	5	89	6
Other Legal Position	5	81	14
Private Practice	7	80	13

* At least four-fifths of respondents in each type of practice believe that lawyer advertising negatively affects the public's view of lawyers and the legal profession.

31C. Lawyer advertising affects the public's view of lawyers and the legal profession – BY Whether or Not Respondent's Firm or Legal Office Advertises

<u>Category</u>	<u>Yes, Favorably Percent</u>	<u>Yes, Negatively Percent</u>	<u>Has No Effect Percent</u>
Firm or office advertises	13	71	16
Firm or office does not advertise	4	86	11

* Almost three-quarters (71%) of all respondents, who practice in law firms or legal offices that advertise, believe that lawyer advertising negatively affects the public's view of lawyers and the legal profession.

32. Which form of lawyer advertising do you believe affects the public's view of lawyers and the legal profession most negatively?

<u>Category</u>	<u>Percent</u>
Television	64
Billboards	18
Direct mail	10
Yellow Pages	2
Radio	<1
Newspapers	<1
Internet	0
Magazines	0
None of the above	5

* Of the eight types of lawyer advertising listed above, nearly two-thirds (64%) of all respondents report that television advertising by lawyers has the most negative effect on the public's view of lawyers and the legal profession. Billboard advertising (18%) and direct mail advertising (10%) are also reported with some frequency. The other five forms of advertising were mentioned infrequently or not at all.

Five percent checked "none of the above." All of those respondents also report that lawyer advertising has either a positive effect or no effect at all on the public.

32A. Form of advertising that affects the public's view of lawyers and the legal profession most negatively – BY Region of Primary Practice, Gender, Age Group and Type of Practice (THE THREE MOST FREQUENTLY MENTIONED RESPONSES AND THEIR PERCENTAGES ARE LISTED BELOW FOR EACH CATEGORY)

<u>Region</u>	<u>Most Frequently Mentioned Responses and Their Percentages</u>
North	Television – 74%; Billboards – 13%; Direct Mail – 6%
Out-of-state	Television – 66%; Billboards – 24%; Direct Mail – 6%
Central/SW	Television – 65%; Billboards – 18%; Direct Mail – 11%
Southeast	Television – 58%; Billboards – 18%; Direct Mail – 13%

<u>Gender</u>	<u>Most Frequently Mentioned Responses and Their Percentages</u>
Male	Television – 64%; Billboards – 20%; Direct Mail – 8%
Female	Television – 64%; Billboards – 13%; Direct Mail – 14%

<u>Age Group</u>	<u>Most Frequently Mentioned Responses and Their Percentages</u>
35 or under	Television – 66%; Billboards – 16%; Direct Mail – 10%
36 to 49	Television – 68%; Billboards – 16%; Direct Mail – 10%
50 to 65	Television – 60%; Billboards – 21%; Direct Mail – 10%
Over 65	Television – 46%; Billboards – 30%; Direct Mail – 11%

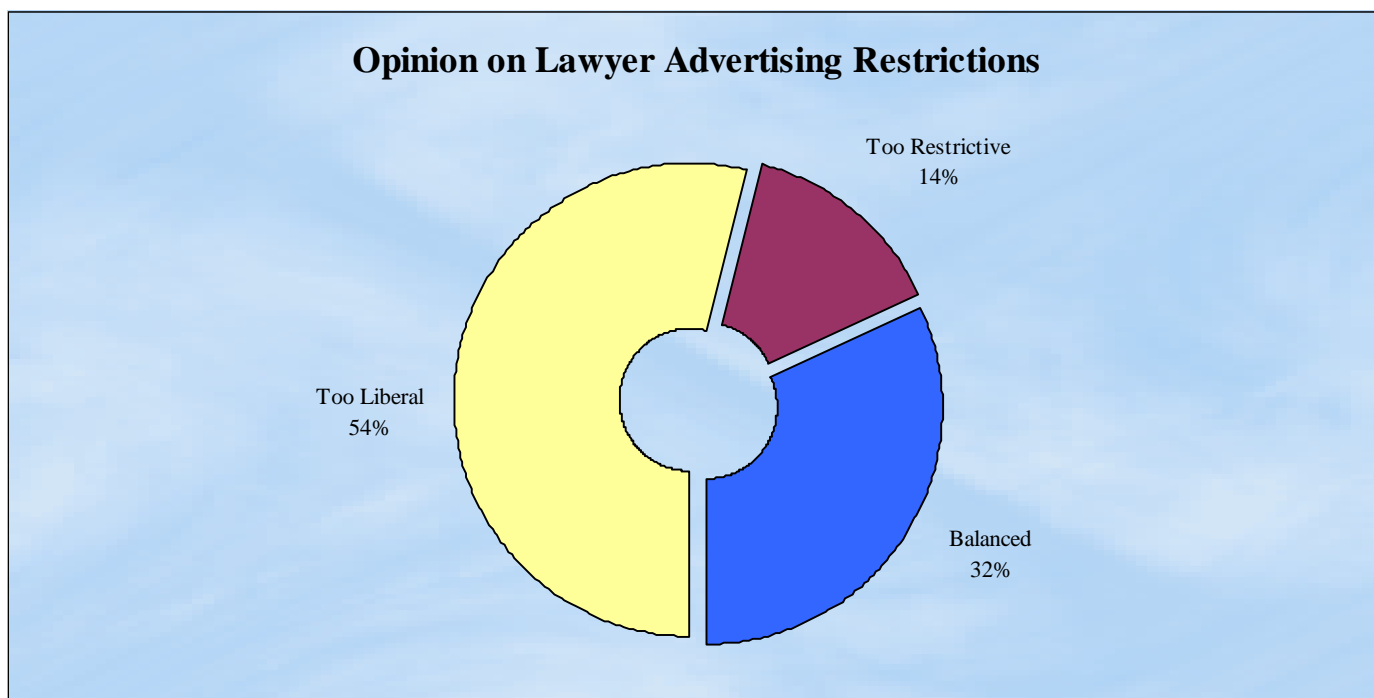
<u>Type of Practice</u>	<u>Most Frequently Mentioned Responses and Their Percentages</u>
Government Practice	Television – 66%; Billboards – 15%; Direct Mail – 12%
Private Practice	Television – 65%; Billboards – 17%; Direct Mail – 10%
Other Legal Position	Television – 52%; Billboards – 24%; Direct Mail – 13%

* A majority of respondents in all categories listed above report television as being the form of advertising that most negatively affects the public's view of lawyers and the legal profession.

33. What is your feeling about the current restrictions on lawyer advertising in Florida?

<u>Category</u>	<u>Percent</u>
They are too restrictive	14
They are too liberal	54
They are balanced	32

* Over half (54%) of all respondents believe the current restrictions on lawyer advertising in Florida are too liberal. Slightly under one-third (32%) believe they are balanced.



33A. Opinion on the current restrictions on lawyer advertising in Florida – BY whether or not respondent’s firm or legal office advertises

<u>Category</u>	<u>Too Restrictive Percent</u>	<u>Too Liberal Percent</u>	<u>Balanced Percent</u>
Firm or legal office advertises	26	47	27
Does not advertise	10	57	33

* Just under one-half (47%) of those respondents whose firm or legal office advertises and just under three-fifths (57%) of those whose firm or legal office does not advertise believe the current restrictions on lawyer advertising in Florida are too liberal.

33B. Opinion on the current restrictions on lawyer advertising in Florida – BY Region of Primary Practice, Age Group, Type of Practice and Gender

<u>Region</u>	<u>Too Restrictive Percent</u>	<u>Too Liberal Percent</u>	<u>Balanced Percent</u>
Central/Southwest	13	59	29
Out-of-state	13	56	31
North	18	51	31
Southeast	14	51	36

<u>Age Group</u>	<u>Too Restrictive Percent</u>	<u>Too Liberal Percent</u>	<u>Balanced Percent</u>
35 years of age or younger	11	48	41
36 to 49 years of age	17	54	29
50 to 65 years of age	12	56	32
Over 65 years of age	11	67	22

<u>Type of Practice</u>	<u>Too Restrictive Percent</u>	<u>Too Liberal Percent</u>	<u>Balanced Percent</u>
Private Practice	16	55	30
Other Legal Position	12	53	35
Government Practice	8	53	39

<u>Gender</u>	<u>Too Restrictive Percent</u>	<u>Too Liberal Percent</u>	<u>Balanced Percent</u>
Male	15	56	30
Female	13	51	36

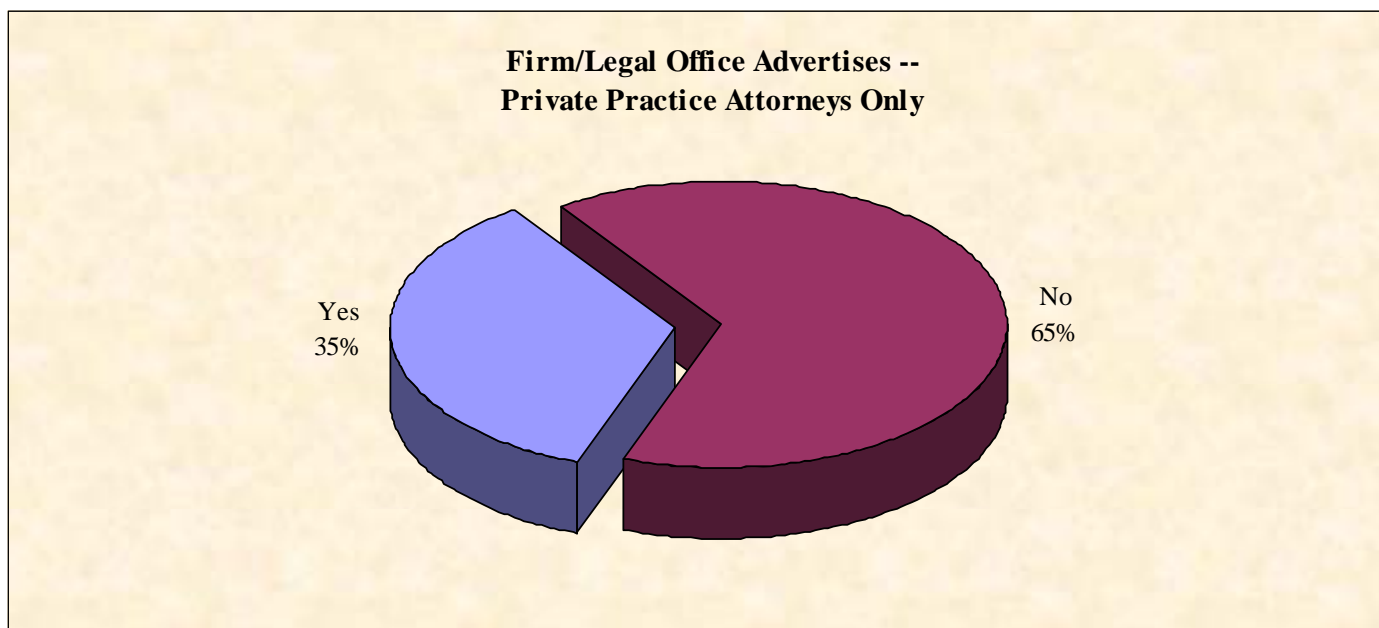
34. Does your firm or legal office advertise?

<u>Category</u>	<u>Percent</u>
Yes	27
No	73

* Just over one-quarter (27%) of all respondents are employed by a firm or legal office that advertises. Slightly over one-third (35%) of all respondents in private practice positions report the same. (See Table 34A).

34A. Firm or legal office advertises (PRIVATE PRACTICE ATTORNEYS ONLY)

<u>Category</u>	(n = 597)	<u>Percent</u>
Yes		35
No		65



34B. Comparison between 2001 thru 2007 Membership Opinion Surveys – Firm or legal office advertises (PRIVATE PRACTICE ATTORNEYS ONLY)

<u>Category</u>	<u>2001 Percent</u>	<u>2003 Percent</u>	<u>2005 Percent</u>	<u>2007 Percent</u>
Advertises	31	31	34	35

35. How does your law firm or legal office advertise? (MULTIPLE RESPONSE QUESTION) (ONLY INCLUDES RESPONDENTS IN PRIVATE PRACTICE WHO REPORT THAT THEIR FIRM OR LEGAL OFFICE ADVERTISES)

<u>Category</u>	(n = 214)	<u>Percent</u>
Yellow Pages (other than one line name of firm)		73
Internet		44
Newspapers		22
Direct mail		19
Magazines		19
Radio		11
Television		10
Billboards		8

* Placing an advertisement in the Yellow Pages is the most frequently mentioned medium used for advertising (listed by 20% of all respondents and 73% of those respondents who report that their firm or legal office advertises).

35A. Comparison between 2001 thru 2007 Membership Opinion Surveys – Medium(s) used for advertising (MULTIPLE RESPONSE QUESTION) (INCLUDES ONLY THOSE RESPONDENTS WHO REPORT THAT THEIR FIRM/OFFICE ADVERTISES)

<u>Category</u>	<u>2001</u> Percent	<u>2003</u> Percent	<u>2005</u> Percent	<u>2007</u> Percent
Yellow Pages	69	73	72	73
Internet	31	41	44	44
Newspapers	24	22	25	22
Direct mail	11	16	19	19
Magazines	12	12	14	19
Radio	9	6	9	11
Television	9	8	13	10
Billboards	5	5	8	8

36. Excluding lawyer advertising rules, are the rules that govern The Florida Bar too restrictive, too liberal, or just right?

<u>Category</u>	<u>Percent</u>
The rules are just right	55
The rules are too restrictive	9
The rules are too liberal	8
No opinion	28

36A. Excluding lawyer advertising rules, are the rules that govern The Florida Bar too restrictive, too liberal, or just right? (INCLUDES ONLY RESPONDENTS WITH AN OPINION)

<u>Category</u>	(n = 561)	<u>Percent</u>
The rules are just right		77
The rules are too restrictive		12
The rules are too liberal		11

* When considering only those respondents with an opinion on this issue, over three-quarters (77%) believe that the rules governing The Florida Bar are just right.

37. If you feel that the rules are either too restrictive or too liberal, please briefly explain:

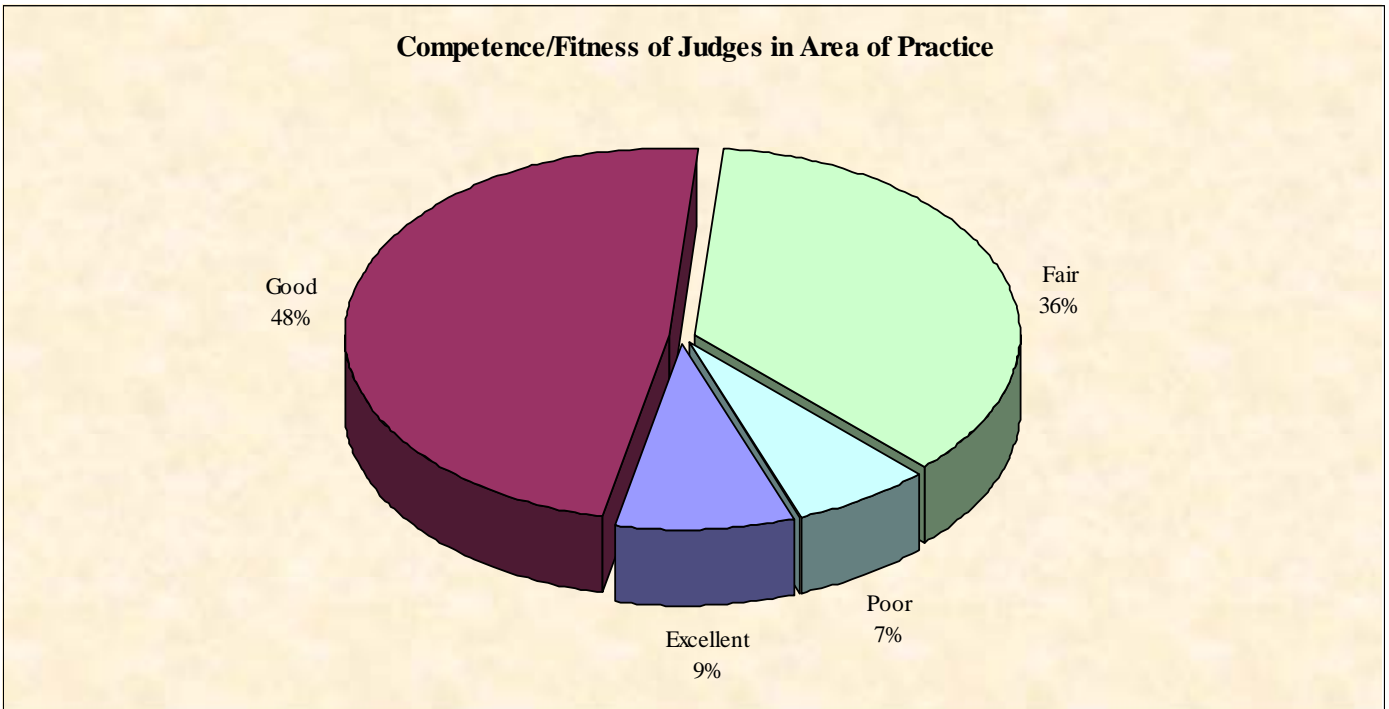
A total of 118 comments were made by respondents pertaining to the rules being either too restrictive or too liberal. Each suggestion was reviewed and categorized. The table below lists the four most frequently mentioned categories.

<u>Category</u>	<u>Number of Responses</u>
Advertising is demeaning/cheapens profession/should be eliminated	37
Too much regulation/too many restrictions	19
Have more flexibility with lawyer advertising	15
Rules are difficult to understand/follow	9

38. What is your evaluation of the competence and fitness of judges in your region of the state?

<u>Category</u>	<u>Percent</u>
Excellent	9
Good	48
Fair	36
Poor	7

* Almost three-fifths (57%) of all respondents report that the competence and fitness of judges in their region of primary practice is either excellent or good.



38A. Comparison between 2003 thru 2007 Membership Opinion Surveys – Evaluation of the competence and fitness of judges in region of primary practice

<u>Category</u>	<u>2003 Percent</u>	<u>2005 Percent</u>	<u>2007 Percent</u>
Excellent	14	8	9
Good	50	52	48
Fair	28	34	36
Poor	8	6	7

* The percentage of respondents who rate the competence and fitness of judges in their region of primary practice as excellent or good has decreased from 64% in 2003 to 57% in 2007.

38B. Evaluation of the competence and fitness of judges in region of primary practice – BY Region

<u>Region</u>	<u>Exc./Good Percent</u>	<u>Fair/Poor Percent</u>
North	70	30
Central/Southwest	64	36
Out-of-state	61	39
Southeast	45	55

* There is a significant difference across regions of the state on the opinion of the competence and fitness of judges. More than half (55%) of respondents in the Southeast region rate the competence and fitness of judges in their area of practice as either fair or poor.

38C. Evaluation of the competence and fitness of judges in region of primary practice – BY Gender, Age Group and Type of Practice

<u>Gender</u>	<u>Exc./Good Percent</u>	<u>Fair/Poor Percent</u>
Male	57	43
Female	57	43

<u>Age Group</u>	<u>Exc./Good Percent</u>	<u>Fair/Poor Percent</u>
35 years of age or younger	54	46
36 to 49 years of age	57	43
50 to 65 years of age	60	40
Over 65 years of age	61	39

<u>Type of Practice</u>	<u>Exc./Good Percent</u>	<u>Fair/Poor Percent</u>
Private Practice	58	42
Other Legal Position	58	42
Government Practice	54	46

39. The Florida Bar and the state judiciary sponsor a judicial evaluation program which provides confidential evaluations of judges by the lawyers who appear before them. Have you ever participated in this program?

<u>Category</u>	<u>Percent</u>
Yes	50
No – has never received an evaluation form	26
No – does not appear before judges	17
No – is not interested	7

40. Please indicate your level of satisfaction with the judicial evaluation program:

<u>Category</u>	(n = 402)	<u>Percent</u>
Very satisfied		7
Satisfied		33
Neutral		35
Dissatisfied		20
Very dissatisfied		5

* Two-fifths (40%) of all respondents who have participated in the Bar’s judicial evaluation program are satisfied with it, compared to one-quarter (25%) who are dissatisfied.

41. Please briefly list any suggestions or ideas for enhancing the judicial evaluation program:

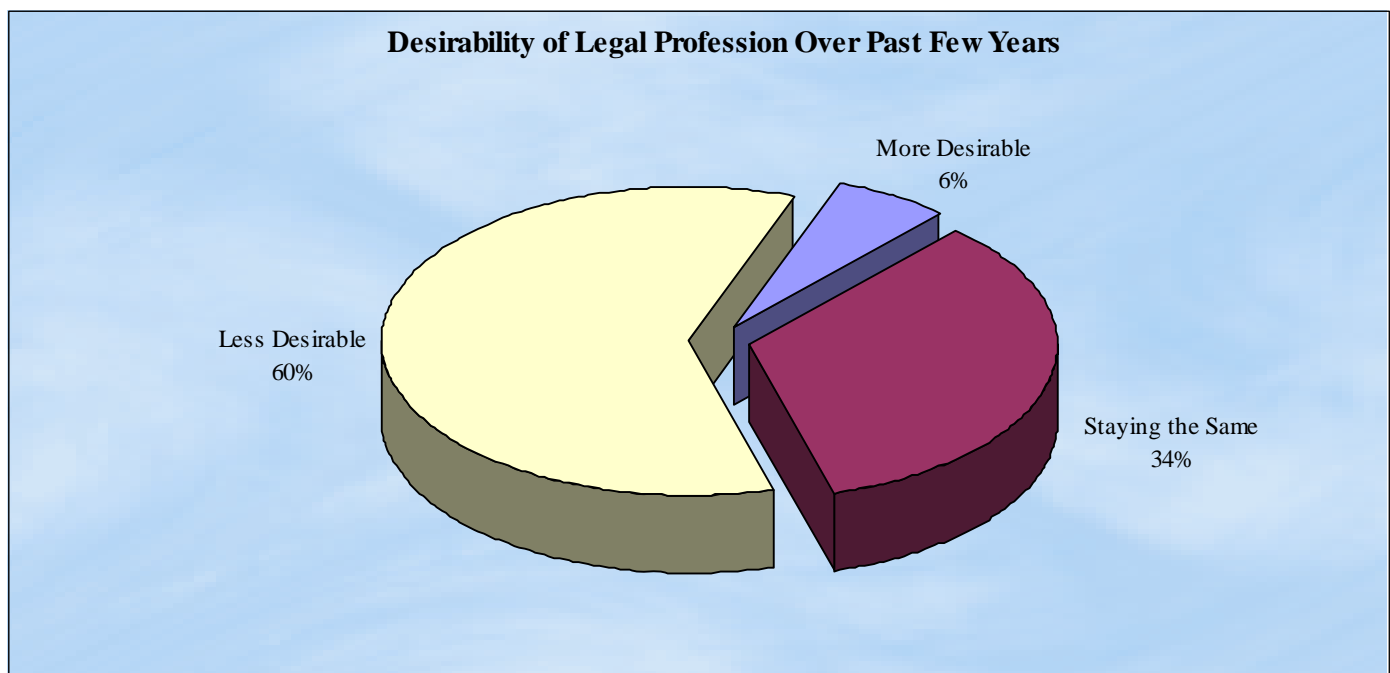
A total of 139 comments/suggestions were made by respondents concerning the enhancement of the judicial evaluation program. Each comment was reviewed and categorized. The table below lists the seven most frequently mentioned categories.

<u>Category</u>	<u>Number of Responses</u>
Provide access to results/make results visible to public	21
Need broader participation by attorneys/judges	18
Judges do not pay attention to results	17
Evaluations need to be more comprehensive	14
Need testing/judicial education/counseling for low scoring judges	14
Judges need to be made accountable/need consequences for poor evaluations	11
Has no effect on elected judges	8

42. In general, do you feel that the legal profession in Florida, as a career, is becoming:

<u>Category</u>	<u>Percent</u>
Much <u>more</u> desirable	2
Somewhat <u>more</u> desirable	4
Staying about the same	34
Somewhat <u>less</u> desirable	41
Much <u>less</u> desirable	19

* Three-fifths (60%) of all respondents report that the legal profession has become less desirable as a career over the past few years. Few respondents (6%) believe that it has become more desirable.



42A. Opinion on the desirability of the legal profession in Florida over the past few years, as a career – BY Region of Primary Practice, Gender, Age Group, Type of Practice and Race/Ethnicity

<u>Region</u>	<u>More Desirable Percent</u>	<u>Less Desirable Percent</u>	<u>Stayed the Same Percent</u>
Central/Southwest	4	63	33
North	2	61	37
Southeast	7	60	33
Out-of-state	17	49	34

<u>Gender</u>	<u>More Desirable Percent</u>	<u>Less Desirable Percent</u>	<u>Stayed the Same Percent</u>
Male	6	61	33
Female	7	57	36

<u>Age Group</u>	<u>More Desirable Percent</u>	<u>Less Desirable Percent</u>	<u>Stayed the Same Percent</u>
35 years of age or younger	8	55	37
36 to 49 years of age	5	63	32
50 to 65 years of age	7	58	35
Over 65 years of age	11	51	38

<u>Type of Practice</u>	<u>More Desirable Percent</u>	<u>Less Desirable Percent</u>	<u>Stayed the Same Percent</u>
Private Practice	6	62	32
Government Practice	5	59	36
Other Legal Position	8	46	46

<u>Race/Ethnicity</u>	<u>More Desirable Percent</u>	<u>Less Desirable Percent</u>	<u>Stayed the Same Percent</u>
Hispanic	8	68	24
Caucasian/White	6	60	34
African-American/Black	29	24	47

43. Over the past decade or so, do you feel that the public's view of lawyers and the legal profession has become more or less favorable?

<u>Category</u>	<u>Percent</u>
More favorable	3
Less favorable	66
Remained the same	31

* About two-thirds (66%) of all respondents report that the public's view of lawyers and the legal profession has become less favorable over the past decade. Very few respondents (3%) report that it has become more favorable.

43A. Comparison between 1997 thru 2007 Membership Opinion Surveys – Opinion of the public's view of lawyers and the legal profession over the past decade

<u>Category</u>	<u>1997 Percent</u>	<u>1999 Percent</u>	<u>2003 Percent</u>	<u>2005 Percent</u>	<u>2007 Percent</u>
More favorable	<1	3	4	2	3
Less favorable	84	79	72	70	66
Remained the same	16	18	24	28	31

* Since 1997, the percentage of members who report the public's view of lawyers to be less favorable has consistently decreased (from 84% to 66%).

43B. Reasons why opinion of the public's view of lawyers and the legal profession over the past decade has become less favorable

A total of 521 reasons were listed by respondents who report that their opinion of the public's view of lawyers and the legal profession over the past decade has become less favorable. Each reason was reviewed and categorized. The table below lists the seven most frequently mentioned categories.

<u>Category</u>	<u>Number of Responses</u>
Lawyer advertising	152
Frivolous law suits	87
Unethical attorneys/lack of professionalism	59
Media/negative articles and stories	48
Greed by attorneys/public perception of greed	41
Too many attorneys	33
Large money verdicts/judgments	18

**43C. Opinion of the public's view of lawyers and the legal profession over the past decade –
BY Region of Primary Practice, Gender, Age Group and Type of Practice**

<u>Region</u>	More Favorable <u>Percent</u>	Less Favorable <u>Percent</u>	Stayed the Same <u>Percent</u>
North	<1	70	30
Central/Southwest	3	67	30
Out-of-state	2	65	33
Southeast	4	64	33

<u>Gender</u>	More Favorable <u>Percent</u>	Less Favorable <u>Percent</u>	Stayed the Same <u>Percent</u>
Female	2	69	29
Male	3	65	32

<u>Age Group</u>	More Favorable <u>Percent</u>	Less Favorable <u>Percent</u>	Stayed the Same <u>Percent</u>
35 years of age or younger	<1	61	39
36 to 49 years of age	2	67	31
50 to 65 years of age	5	66	29
Over 65 years of age	4	76	20

<u>Type of Practice</u>	More Favorable <u>Percent</u>	Less Favorable <u>Percent</u>	Stayed the Same <u>Percent</u>
Government Practice	0	70	30
Private Practice	3	66	31
Other Legal Position	3	59	38

44. In your opinion, what is the best way to improve the public's view of lawyers and the legal profession?

<u>Category</u>	<u>Percent</u>
Public education about the legal system	25
Greater number of positive news stories about lawyers	23
Stricter regulation of lawyer advertising	18
Emphasis on lawyer professionalism programs	16
Increased prosecution of lawyers for ethics violations	7
Public perception cannot be changed	6
Expansion of board certification	<1
Other	5

* The most frequently mentioned responses under the “Other” category are prohibit lawyer advertising and decrease the number of lawyers.

44A. Best way to improve the public’s view of lawyers and the legal profession – BY Gender, Age Group and Type of Practice (THE MOST FREQUENTLY MENTIONED ISSUE AND ITS PERCENTAGE ARE LISTED BELOW FOR EACH CATEGORY)

<u>Gender</u>	<u>Most Frequently Mentioned Issue</u>	<u>Percent</u>
Female	Greater number of positive lawyer news stories	28
Male	Public education about legal system	27

<u>Age Group</u>	<u>Most Frequently Mentioned Issue</u>	<u>Percent</u>
35 years of age or younger	Greater number of positive lawyer news stories	24
36 to 49 years of age	Public education about legal system	28
50 to 65 years of age	Public education about legal system	25
Over 65 years of age	Public education about legal system	27

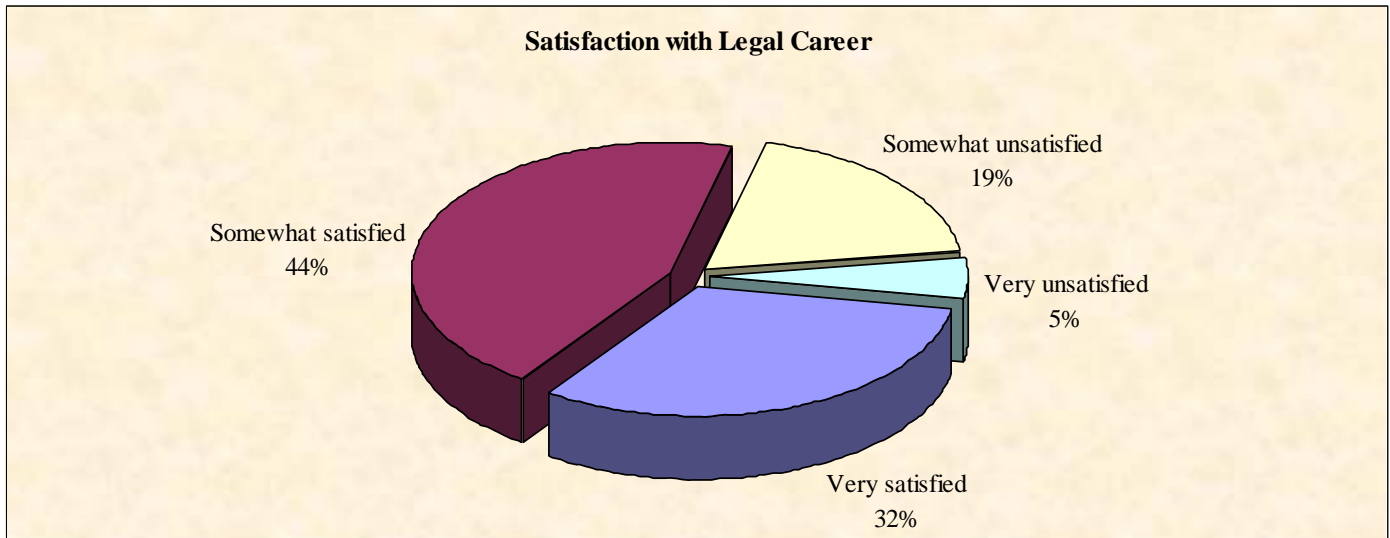
<u>Type of Practice</u>	<u>Most Frequently Mentioned Issue</u>	<u>Percent</u>
Other Legal Position	Public education about legal system	28
Private Practice	Public education about legal system	26
Government Practice	Greater number of positive lawyer news stories	22

* A higher percentage of female and younger respondents selected a greater number of positive news stories about lawyers as the best way to improve the public’s view of lawyers and the legal profession.

45. All things considered, how do you feel about your legal career at this time?

<u>Category</u>	<u>Percent</u>
Very satisfied	32
Somewhat satisfied	44
Somewhat unsatisfied	19
Very unsatisfied	5

* Slightly over three-quarters (76%) of all respondents are satisfied with their legal career.



**45A. Rating of legal career at this time – BY Employment Classification
Mean Scores – BASED ON A SCALE FROM 1 TO 4**

- 1 = Very Satisfied**
- 2 = Somewhat Satisfied**
- 3 = Somewhat Unsatisfied**
- 4 = Very Unsatisfied**

<u>Classification</u>	<u>Mean Score</u>
Judge	1.50
Managing partner	1.60
Partner/shareholder	1.79
Government attorney	1.88
Corporate counsel	2.03
Practitioner with 1 or more associates	2.06
Sole practitioner	2.08
Associate	2.20

* With the highest possible mean score being 1.00 (very satisfied) and the lowest being 4.00 (very unsatisfied), the table above reveals the mean scores, or averages, for various employment classifications. The two classifications that report the highest degree of career satisfaction are judge (1.50) and managing partner (1.60).

45B. Rating of legal career at this time – BY Region of Primary Practice, Gender, Race/Ethnicity and Age Group

Mean Scores – BASED ON A SCALE FROM 1 TO 4

- 1 = Very Satisfied**
- 2 = Somewhat Satisfied**
- 3 = Somewhat Unsatisfied**
- 4 = Very Unsatisfied**

<u>Region</u>	<u>Mean Score</u>
Out-of-state	1.79
Southeast	1.96
Central/Southwest	1.98
North	2.06

<u>Gender</u>	<u>Mean Score</u>
Male	1.90
Female	2.13

<u>Race/Ethnicity</u>	<u>Mean Score</u>
White	1.95
African-American	1.99
Hispanic	2.17

<u>Age Group</u>	<u>Mean Score</u>
35 years of age or younger	2.12
36 to 49 years of age	1.99
50 to 65 years of age	1.92
Over 65 years of age	1.42

* Out-of-state attorneys report a higher level of career satisfaction, as do male attorneys and attorneys over 50 years of age.

46. What is your primary source of dissatisfaction? (INCLUDES ONLY THOSE RESPONDENTS WHO REPORT THAT THEY ARE DISSATISFIED)

<u>Category</u>	(n=194)	<u>Percent</u>
Job burn out		21
Lack of civility/professionalism		19
Not enough business		15
Hours required at office		13
Salary		11
Personal stress		7
Lack of quality of cases		6
Public perception		2
Other		7

* The two most frequently mentioned reasons for legal career dissatisfaction are job burn out (21%) and lack of civility/professionalism in the legal profession (19%). The most frequently mentioned reasons listed under the "Other" category are unknowledgeable/incompetent judges and client expectations.

47. How much stress do you experience in the practice of law?

<u>Category</u>	<u>Percent</u>
Some stress	49
A great deal of stress	44
Very little or no stress	7

47A. Amount of stress experienced in the practice of law – BY Age Group

<u>Age Group</u>	<u>A Great Deal of Stress Percent</u>	<u>Some Stress Percent</u>	<u>Very Little/ No Stress Percent</u>
35 or under	51	43	6
36 to 49	46	50	4
50 to 65	42	48	10
Over 65	9	70	21

* There is a strong correlation between the age of an attorney and the amount of stress that an attorney experiences in the practice of law.

47B. Amount of stress experienced in the practice of law – BY Type of Practice, Gender, Region of Primary Practice and Race/Ethnicity

<u>Type of Practice</u>	<u>A Great Deal of Stress Percent</u>	<u>Some Stress Percent</u>	<u>Very Little/ No Stress Percent</u>
Private Practice	46	48	6
Government Practice	40	52	8
Other Legal Position	33	51	16

<u>Gender</u>	<u>A Great Deal of Stress Percent</u>	<u>Some Stress Percent</u>	<u>Very Little/ No Stress Percent</u>
Female	46	46	8
Male	42	51	7

<u>Region</u>	<u>A Great Deal of Stress Percent</u>	<u>Some Stress Percent</u>	<u>Very Little/ No Stress Percent</u>
Central/Southwest	48	44	8
Southeast	45	49	6
North	38	55	7
Out-of-state	34	55	11

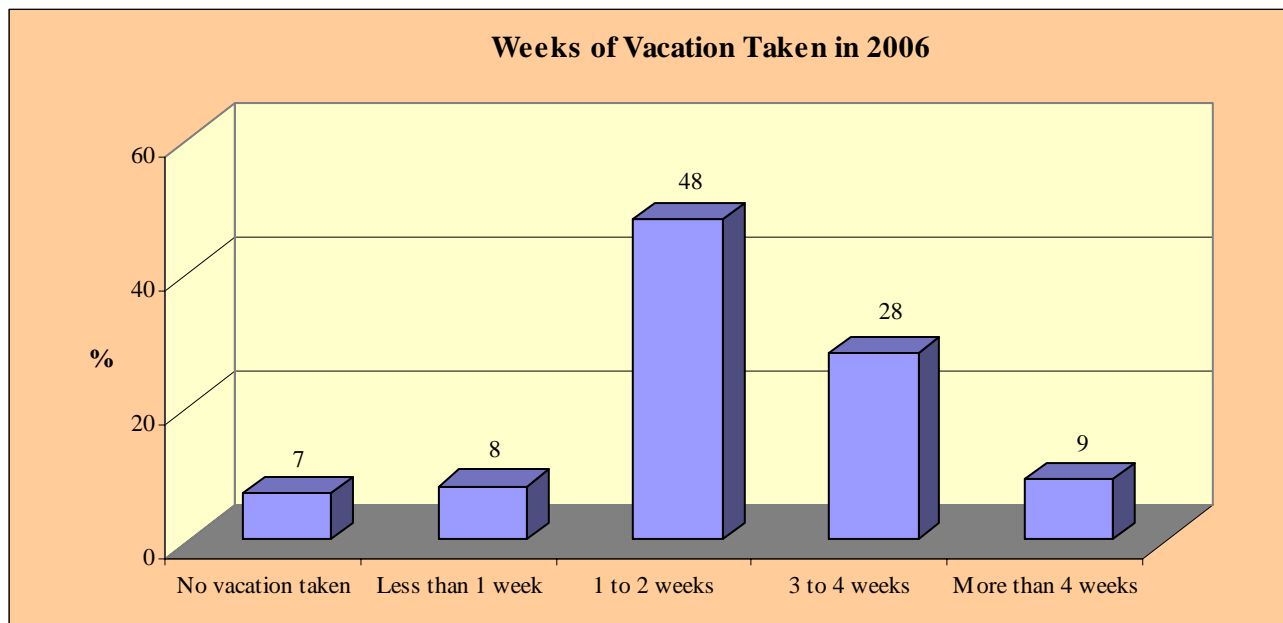
<u>Race/Ethnicity</u>	<u>A Great Deal of Stress Percent</u>	<u>Some Stress Percent</u>	<u>Very Little/ No Stress Percent</u>
Other	58	42	0
Hispanic	48	48	4
Caucasian/White	44	49	7
African-American/Black	35	53	12

* A higher percentage of private practice attorneys report experiencing a great deal of stress in the practice of law.

48. How many weeks of vacation did you take in 2006?

<u>Category</u>	<u>Percent</u>
No vacation taken	7
Less than 1 week	8
1 week	18
2 weeks	30
3 weeks	18
4 weeks	10
More than 4 weeks	9

* Nearly two-thirds (63%) of all respondents report taking two weeks or less of vacation in 2006. One-third (33%) report taking one week or less of vacation in 2006.



48A. Weeks of vacation taken in 2006 – BY Type of Practice

<u>Category</u>	<u>No Vacation Percent</u>	<u>1-2 Weeks Vacation Percent</u>	<u>3 Weeks Vacation Percent</u>	<u>4 or More Wks Vacation Percent</u>
Private practice attorney	8	55	19	18
Government practice attorney	3	60	19	18
Other legal position	4	64	13	19

* Almost two-thirds (63%) of all respondents in both private and government practice report taking two weeks or less of vacation in 2006.

49. What was your primary reason for not taking more vacation in 2006?

<u>Category</u>	<u>Percent</u>
Time constraints	42
Satisfied with amount of vacation taken	22
Financial limitations	14
Did not feel the need to	8
Pressure from employer	6
Pressure from clients	5
Family scheduling problems	3

* Time constraints (42%) is the most frequently mentioned reason for not taking additional vacation time in 2006.



50. How is your law practice lately?

<u>Category</u>	<u>Percent</u>
I have too much business	24
I have just the right amount of business	48
I could use some more business	24
I am not busy	4

* Nearly three-quarters (72%) of all respondents report either having too much business or just the right amount of business at this time. Few attorneys (4%) report not being busy.

50A. How current personal amount of business is – BY Region of Primary Practice, Age Group, Gender, and Type of Practice

<u>Region</u>	Has too much business <u>Percent</u>	Has just right amt. of bus. <u>Percent</u>	Could use more bus. <u>Percent</u>	Is not busy <u>Percent</u>
Out-of-state	19	61	18	2
Southeast	21	51	25	3
Central/Southwest	29	44	23	4
North	24	41	29	6

<u>Age Group</u>	Has too much business <u>Percent</u>	Has just right amt. of bus. <u>Percent</u>	Could use more bus. <u>Percent</u>	Is not busy <u>Percent</u>
35 years or age or younger	34	46	15	5
36 to 49 years of age	21	52	25	2
50 to 65 years of age	26	39	30	5
Over 65 years of age	7	66	23	4

<u>Gender</u>	Has too much business <u>Percent</u>	Has just right amt. of bus. <u>Percent</u>	Could use more bus. <u>Percent</u>	Is not busy <u>Percent</u>
Female	27	51	17	5
Male	23	46	28	4

<u>Type of Practice</u>	Has too much business <u>Percent</u>	Has just right amt. of bus. <u>Percent</u>	Could use more bus. <u>Percent</u>	Is not busy <u>Percent</u>
Other Legal Position	30	54	11	5
Private Practice	19	48	30	4
Government Practice	48	46	5	1

* Nearly half (48%) of government practice attorneys report having too much business, compared to less than one-fifth (19%) of private practice attorneys who report likewise. A higher percentage of male attorneys (32%) either are not busy or could use some more business, compared to female attorneys (22%) who report likewise.

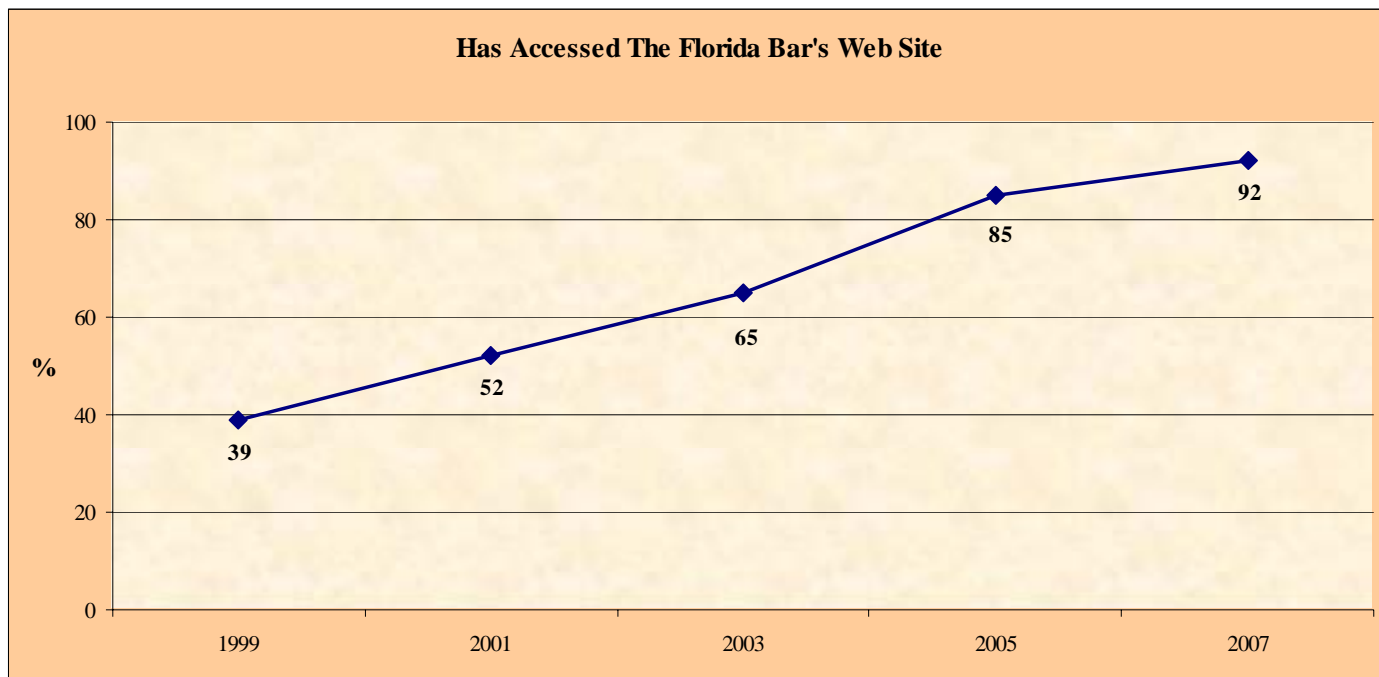
51. Have you accessed The Florida Bar's Web site (www.FloridaBar.org)?

<u>Category</u>	<u>Percent</u>
Yes	92
No	8

* A large majority (92%) of respondents have visited the Bar's Web site. The percentage of attorneys who visit the Bar's Web site continues to increase every two years (See Table 51A).

51A. Comparison between 1999 thru 2007 Membership Opinion Surveys – Has accessed The Florida Bar's Internet Web site

<u>Category</u>	<u>1999 Percent</u>	<u>2001 Percent</u>	<u>2003 Percent</u>	<u>2005 Percent</u>	<u>2007 Percent</u>
Yes	39	52	65	85	92



51B. Has accessed The Florida Bar's Internet Web site – BY Type of Practice, Region of Primary Practice, Age Group and Gender

<u>Type of Practice</u>	<u>Percent</u>
Government Practice	96
Other Legal Position	94
Private Practice	91

<u>Region</u>	<u>Percent</u>
North	94
Southeast	92
Central/Southwest	92
Out-of-state	90

<u>Age Group</u>	<u>Percent</u>
35 years or age or younger	100
36 to 49 years of age	95
50 to 65 years of age	87
Over 65 years of age	73

<u>Gender</u>	<u>Percent</u>
Female	94
Male	91

52. What is your primary reason for not accessing the Bar's Internet Web site?

<u>Category</u>	(n = 54)	<u>Percent</u>
Not interested		41
Too busy		22
Don't know how		15
Was not aware of Web site		13
Not useful		7
Computer not equipped to access		2

* Over two-fifths (41%) of respondents who do not access the Bar's Web site list not being interested as their primary reason. Just over one-fifth (22%) list that they are too busy.

53. During the past year, how many times have you visited the Bar's Web site? (INCLUDES ONLY THOSE RESPONDENTS WHO HAVE VISITED THE BAR'S WEB SITE)

<u>Frequency of Access</u>	(n=741)	<u>Percent</u>
Once		5
Twice		8
3 to 4 times		19
5 to 10 times		24
More than 10 times		44

* Over two-thirds of all respondents (68%) report accessing the Bar's Web site at least five times in the past year, while almost half (44%) report accessing the site more than ten times in the past year.

53A. Frequency of accessing the Bar's Web site over the past year – BY Region of Primary Practice and Age Group (INCLUDES ONLY THOSE RESPONDENTS WHO HAVE VISITED THE BAR WEB SITE)

<u>Frequency of Access</u>	<u>Region</u>			
	North Region	Cent/SW Region	Southeast Region	Out-of- State
	<u>Percent</u>	<u>Percent</u>	<u>Percent</u>	<u>Percent</u>
Once	3	4	5	13
Twice	9	9	6	16
3 or 4 times	18	20	18	20
5 to 10 times	25	22	24	28
Over 10 times	45	45	47	23

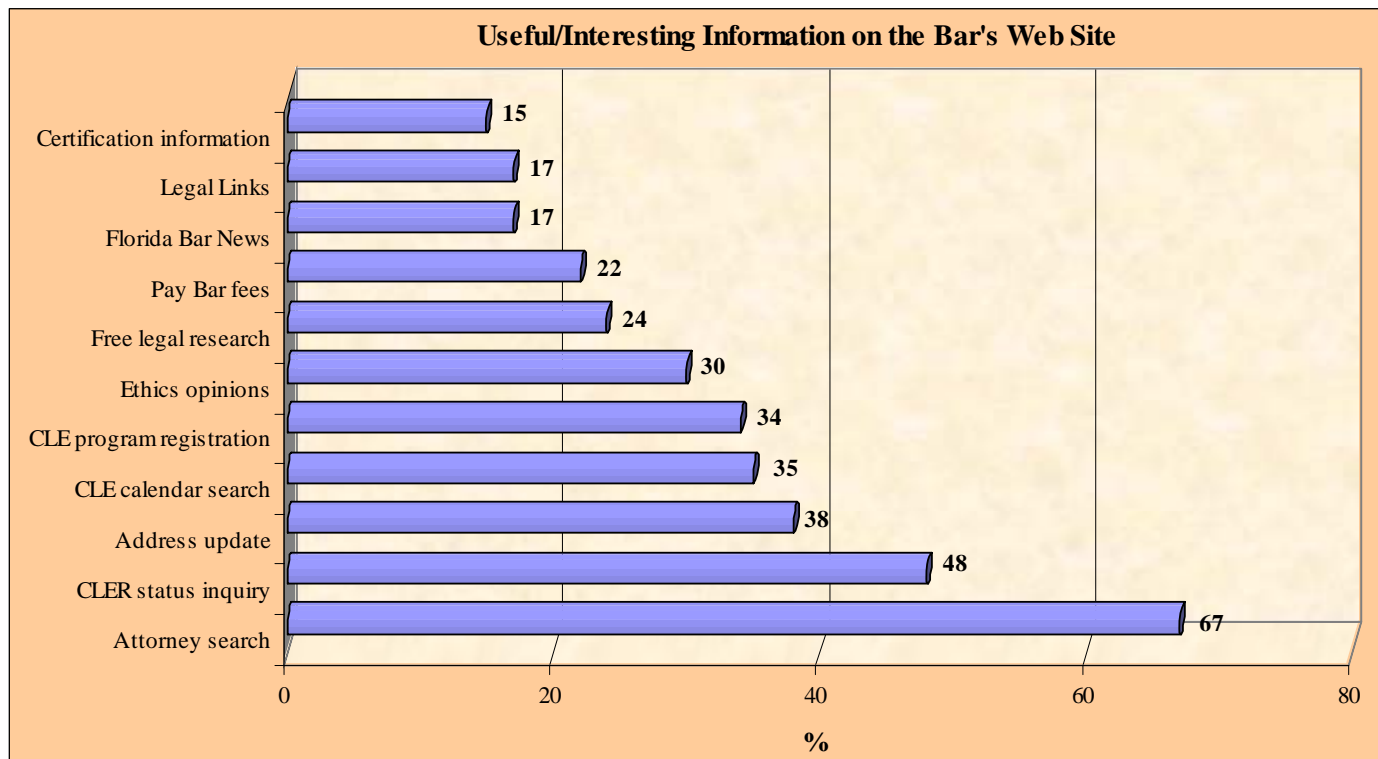
<u>Frequency of Access</u>	<u>Age Group</u>			
	35 or under yrs. of age	36 to 49 yrs. of age	50 to 65 yrs. of age	Over 65 yrs. of age
	<u>Percent</u>	<u>Percent</u>	<u>Percent</u>	<u>Percent</u>
Once	2	6	5	15
Twice	4	10	9	9
3 or 4 times	15	16	26	12
5 to 10 times	20	23	26	46
Over 10 times	59	45	34	18

* A higher percentage of younger attorneys have visited the Bar's Web site more than ten times in the past year.

54. Which of the following services on the Bar Web site have you found to be useful or interesting? (MULTIPLE RESPONSE QUESTION) (INCLUDES ONLY RESPONDENTS WHO HAVE VISITED THE BAR WEB SITE)

<u>Category</u>	(n=738)	<u>Percent</u>
Attorney search/Find a lawyer		67
CLER status inquiry		48
Address update		38
CLE calendar search		35
CLE program registration		34
Ethics opinions		30
Free legal research		24
Pay Bar fees		22
Florida Bar <i>News</i>		17
Legal links		17
Certification information		15
Other		6

* Attorney search (67%), CLER status inquiry (48%), address update (38%), CLE calendar search (35%), CLE program registration (34%), and ethics opinions (30%) are considered by respondents to be the most useful/interesting items offered on The Florida Bar's Web site. The most frequently mentioned items listed under the "Other" category are updating CLE credits, classified ads, and section information.



54A. Comparison between 2001 thru 2007 Membership Opinion Surveys – Information on the Bar's Web site which is useful/interesting

<u>Category</u>	<u>2001 Percent</u>	<u>2003 Percent</u>	<u>2005 Percent</u>	<u>2007 Percent</u>
Attorney search	3	41	55	67
CLER status inquiry	—	—	19	48
Address update	—	—	27	38
CLE calendar search	19	20	22	35
CLE program registration	—	21	26	34
Ethics opinions	21	32	25	30
Free legal research	—	—	19	24
Pay Bar fees	—	—	17	22
Legal links	20	31	27	17
Florida Bar <i>News</i>	—	10	15	17
Certification information	5	13	8	15
Other	2	4	5	6

* More members are reporting usefulness with the attorney search feature, as well as other services offered on the Bar's Web site.

55. Compared to other legal Web sites that you frequent, how does the Bar's Web site compare in terms of its content and ease of use?

<u>Category</u>	<u>Percent</u>
The Bar's Web site is average	46
The Bar's Web site is <u>above</u> average	29
The Bar's Web site is <u>below</u> average	7
No opinion	18

55A. Comparison of Bar's Web site to other legal Web sites (ONLY CONSIDERING THOSE RESPONDENTS WHO HAVE RECENTLY VISITED THE BAR'S WEB SITE AND HAVE AN OPINION OF ITS CONTENT AND EASE OF USE)

<u>Category</u>	(n = 595)	<u>Percent</u>
The Bar's Web site is average		56
The Bar's Web site is <u>above</u> average		35
The Bar's Web site is <u>below</u> average		9

* Over one-third (35%) of respondents with an opinion on this issue report that the Bar's Web site, compared to other legal Web sites, is above average. Only 9% report that it is below average.

55B. Comparison between 2003 thru 2007 Membership Opinion Surveys – Comparison of Bar’s Web site to other legal Web sites (ONLY CONSIDERING THOSE RESPONDENTS WHO HAVE RECENTLY VISITED THE WEB SITE AND HAVE AN OPINION)

<u>Category</u>	<u>2003 Percent</u>	<u>2005 Percent</u>	<u>2007 Percent</u>
The Bar’s Web site is average	55	60	56
The Bar’s Web site is <u>above</u> average	37	26	35
The Bar’s Web site is <u>below</u> average	8	14	9

56. Have you had any recent problems finding what you were looking for on the Bar’s Web site? If yes, please briefly describe the problem.

<u>Category</u>	<u>Percent</u>
Yes	16
No	84

* Sixteen percent of respondents experienced problems while recently looking for items on the Bar’s Web site. The most frequently mentioned problems reported by respondents are navigation problems/difficulty finding particular items, checking CLER status, CLE information/calendar difficulties, site too slow or down too often, and problems in obtaining a password.

57. Please list any items, not currently on the Bar's Web site, that you would like to see added in the near future:

A total of 119 suggestions were made by respondents concerning items that should be added to the Bar’s Web site in the near future. Each suggestion was reviewed and categorized. The table below lists the six most frequently mentioned categories.

<u>Category</u>	<u>Number of Responses</u>
Complaints filed against judges/lawyers	18
Links to Florida Statutes/case law	13
Advanced legal research	12
Attorney search engine broadened	10
More information/profiles provided on individual lawyers	9
Judicial directory	8

58. In your opinion, do you feel that your clients and other members of the general public (non-attorneys) are well-served from the current features and services provided on the Bar’s Web site?

<u>Category</u>	(n=642)	<u>Percent</u>
Yes		83
No		17

* Over four-fifths of respondents (83%), who have accessed the Bar’s Web site, believe that clients and other public members are well-served by its features and services.

59. Briefly list any suggestions on how The Florida Bar can make its Web site more useful to the general public:

A total of 107 suggestions were made by respondents concerning how The Florida Bar can make its Web site more useful to the general public. Each suggestion was reviewed and categorized. The table below lists the six most frequently mentioned categories.

<u>Category</u>	<u>Number of Responses</u>
Publicize Web site more	23
Add lawyer disciplinary records	15
Simplify for non-lawyers/make more user friendly for public	12
Refine the attorney search engine	11
Web site should <u>not</u> be tailored for the public	9
Provide more education about the legal system	8

60. Have you obtained a password to use the member tools located within the Bar’s Web site?

<u>Category</u>	(n=738)	<u>Percent</u>
Yes		72
No		28

* Nearly three-quarters of all respondents (72%) have obtained a password to use the member tools section located within the Bar’s Web site.

60A. Obtained a password to use the member tools located within the Bar’s Web site – BY Region of Primary Practice, Gender, Age Group, and Type of Practice (INCLUDES ONLY THOSE RESPONDENTS WHO REPORT ACCESSING THE BAR’S WEB SITE)

<u>Region</u>	<u>Yes Percent</u>
North	79
Southeast	73
Central/Southwest	72
Out-of-state	58

<u>Gender</u>	<u>Yes Percent</u>
Female	79
Male	71

<u>Age Group</u>	<u>Yes Percent</u>
35 years of age or younger	86
36 to 50 years of age	70
51 to 65 years of age	74
Over 65 years of age	50

<u>Type of Practice</u>	<u>Yes Percent</u>
Government Practice	80
Other Legal Position	72
Private Practice	71

61. If you have not obtained a password, please indicate your primary reason: (INCLUDES ONLY THOSE RESPONDENTS WHO REPORT THEY ACCESS THE BAR'S WEB SITE BUT DO NOT HAVE A PASSWORD)

<u>Category</u>	(n = 184)	<u>Percent</u>
Was not aware a password was necessary to access member tools		27
Does not use the Bar Web site much		25
Is not interested		22
Does not know what member tools are		16
Other		8
Has Internet/computer security concerns		2

* Just over one-quarter (27%) of respondents without a password indicate that their primary reason for not having one is that they were unaware that a password was necessary to access the member tools section on the Bar's Web site. The most frequently mentioned reason listed under the "Other" category is "already have too many passwords".

62. Which of the following Florida Bar Member Benefits programs have you used in the past year? (MULTIPLE RESPONSE QUESTION)

<u>Category</u>	<u>Percent</u>
Car rental discounts	11
Fastcase subscription service	8
Insurance (health/life/disability)	8
LEXIS/NEXIS services	7
Bank of America (credit card/loans/savings)	6
Dell computer discount	3
UPS/DHL delivery services	2
Automobile insurance	2

* The most frequently used member benefit programs are car rental discounts (11%), Fastcase (8%), and insurance (8%).

63. Please list any membership benefits you would like to see added in the near future

A total of 134 suggestions were made by respondents concerning membership benefits that they would like to see added in the near future. Each suggestion was reviewed and categorized. The table below lists the four most frequently mentioned categories.

<u>Category</u>	<u>Number of Responses</u>
Travel discounts (hotel/airline/tourist attractions)	71
Group health/medical insurance	24
Westlaw/advanced legal research – discounted or offered free of charge	12
Discounted office supplies	7

64. How do you generally obtain information about Florida Bar resources, services, and activities? (MULTIPLE RESPONSE QUESTION)

<u>Category</u>	<u>Percent</u>
Bar <i>News</i>	72
Bar Web site	45
Mailings	27
Colleagues	17
Call Bar office	9
Is not interested	3
Other	2

* Just under three-quarters (72%) of all respondents read the *Bar News* to obtain information about Bar resources, services and activities. Nearly one-half (45%) use the Bar’s Web site. The most frequently mentioned source listed under the “Other” category is e-mail.

64A. Source for obtaining information about Florida Bar resources, services and activities – BY Age Group and Type of Practice (MULTIPLE RESPONSE QUESTION)

<u>Source</u>	35 or under yrs. of age <u>Percent</u>	36 to 49 yrs. of age <u>Percent</u>	50 to 65 yrs. of age <u>Percent</u>	Over 65 yrs. of age <u>Percent</u>
Bar Journal/News	66	69	78	78
Bar website	58	49	31	25
Mailings	28	24	29	37
Colleagues	28	15	16	7
Call Bar office	11	8	7	17
Is not interested	4	3	3	4
Other	<1	2	2	0

<u>Source</u>	Private Practice <u>Percent</u>	Gov’t. Practice <u>Percent</u>	Other Legal Position <u>Percent</u>
Bar Journal/News	71	80	66
Bar Web site	44	44	49
Mailings	29	19	21
Colleagues	17	22	9
Call Bar office	10	6	6
Is not interested	3	5	3
Other	2	<1	2

* A higher percentage of young lawyers use the Bar’s Web site to obtain information about Florida Bar resources, services, and activities.

65. How would you describe your current level of activity in The Florida Bar’s various programs, services, and activities?

<u>Category</u>	<u>Percent</u>
Extremely involved	3
Somewhat involved	16
Rarely involved	47
Not involved at all	34

* Just over four-fifths of all respondents (81%) are either rarely involved or not involved at all in various Bar programs, services or activities.

65A. Current level of activity in The Florida Bar’s various programs, services or activities – BY Type of Practice, Region of Primary Practice, Age Group, Gender, and Race/Ethnicity

<u>Type of Practice</u>	Extremely/Somewhat Involved <u>Percent</u>	Rarely/Not Involved at All <u>Percent</u>
Private Practice	19	81
Government Practice	17	83
Other Legal Position	17	83

<u>Region</u>	Extremely/Somewhat Involved <u>Percent</u>	Rarely/Not Involved at All <u>Percent</u>
Southeast	19	81
Central/Southwest	19	81
North	17	83
Out-of-state	5	95

<u>Age Group</u>	Extremely/Somewhat Involved <u>Percent</u>	Rarely/Not Involved at All <u>Percent</u>
35 years of age or younger	16	84
36 to 49 years old	19	81
50 to 65 years old	20	80
Over 65 years old	13	87

<u>Gender</u>	Extremely/Somewhat Involved <u>Percent</u>	Rarely/Not Involved at All <u>Percent</u>
Female	20	80
Male	19	81

<u>Race/Ethnicity</u>	Extremely/Somewhat Involved Percent	Rarely/Not Involved at All Percent
White/Caucasian	19	81
Other	17	83
Hispanic	16	84
Black/African-American	13	87

66. What is your primary reason for not being more involved with Florida Bar programs, services, or activities?

<u>Category</u>	<u>Percent</u>
Time constraints	46
No interest	13
Have other commitments	13
No relevant opportunities	8
Lack of information on them	6
Commitment to Voluntary Bar activities	3
Financial reasons	3
Disability related	<1
Other	7

* Nearly half of all respondents (46%) cite time constraints as their primary reason for not being more involved with various Bar programs, services or activities. The most frequently mentioned reasons reported under the “Other” category are out-of-state practitioner, retired/semi-retired, and was not appointed/selected.

66A. Primary reason for not being more involved with Florida Bar programs, services or activities – BY Type of Practice, Gender, Age Group and Race/Ethnicity (THE MOST FREQUENTLY MENTIONED ISSUE AND ITS PERCENTAGE ARE LISTED BELOW FOR EACH CATEGORY)

<u>Type of Practice</u>	<u>Most Frequently Mentioned Issue</u>	<u>Percent</u>
Private Practice	Time constraints	48
Government Practice	Time constraints	41
Other Legal Position	Time constraints	37
<u>Gender</u>	<u>Most Frequently Mentioned Issue</u>	<u>Percent</u>
Female	Time constraints	46
Male	Time constraints	46

<u>Age Group</u>	<u>Most Frequently Mentioned Issue</u>	<u>Percent</u>
35 years of age or younger	Time constraints	47
36 to 49 years of age	Time constraints	51
50 to 65 years of age	Time constraints	42
Over 65 years of age	Have other commitments	31

<u>Race/Ethnicity</u>	<u>Most Frequently Mentioned Issue</u>	<u>Percent</u>
Hispanic	Time constraints	49
White/Caucasian	Time constraints	46
Black/African-American	Time constraints	40

67. Are you a current or past member of a Florida Bar committee, section or division?

<u>Category</u>	<u>Percent</u>
Yes - is a current or past member	51
No	49

68. How would you rate The Florida Bar in its encouragement and accomplishment of diversity across all aspects of practice within the legal profession?

<u>Category</u>	<u>Percent</u>
Excellent	12
Good	34
Fair	17
Poor	6
No opinion	31

68A. Rating of The Florida Bar in its encouragement and accomplishment of diversity across all aspects of practice within the legal profession (INCLUDES ONLY THOSE APPLICABLE RESPONDENTS WITH AN OPINION)

<u>Category</u>	(n = 557)	<u>Percent</u>
Excellent		17
Good		49
Fair		25
Poor		9

* When considering only those respondents with an opinion on this issue, about two-thirds (66%) rate the Bar as either excellent or good in its encouragement of diversity across all aspects of practice.

69. Please briefly list any comments or suggestions you may have regarding the achievement of a more diverse legal profession in Florida:

A total of 129 comments or suggestions were listed by respondents regarding the achievement of a more diverse legal profession in Florida. Each reason was reviewed and categorized. The table below lists the five most frequently mentioned categories.

<u>Category</u>	<u>Number of Responses</u>
Diversity is not a purpose/responsibility for the Bar	42
Focus on ability/quality/competency before diversity	21
Have minority outreach efforts/programs	11
Encourage/recruit students at early ages	8
More minority scholarships/reduce costs of law school	7

70. Would you be in favor of The Florida Bar creating a division, or having various programs available for senior lawyers (e.g. practicing and retired lawyers admitted to the bar 25 years or age 55 and older)? (MULTIPLE RESPONSE QUESTION)

<u>Category</u>	<u>Percent</u>
Yes - I would like to see a section or division	23
Yes - I would like to see various programs created	22
No - I would not be in favor	15
No opinion	48

71. Who usually completes your Florida Bar annual dues statement?

<u>Category</u>	<u>Percent</u>
Self	75
Firm/Legal office	24
Other	1

* The most frequently mentioned response listed under the “Other” category is legal assistant.

72. Are you Board certified?

<u>Category</u>	<u>Percent</u>
Yes	8
No	92

73. What is the main reason you have not pursued board certification in a specialty area of practice?

<u>Category</u>	(n=745)	<u>Percent</u>
No perceived value or benefit to my practice		42
Not eligible or unable to meet application requirements		24
Not interested		19
Too time consuming or expensive		14
Certification status might increase professional liability/exposure		1

* Over two-fifths (42%) of all non-certified respondents do not pursue board certification because they perceive that it has no value or benefit to their practice. Almost one-quarter (24%) believe they are not eligible or would be unable to meet application requirements.

73A. Primary reason for not pursuing board certification in specialty area of practice – BY Type of Practice

<u>Category</u>	<u>Private Practice Percent</u>	<u>Gov't. Practice Percent</u>	<u>Other Legal Position Percent</u>
No perceived value or benefit to my practice	41	44	43
Not eligible/unable to meet applicable requirements	23	25	26
Not interested	19	18	23
Too time consuming or expensive	15	13	8
Certification might increase professional liability	2	0	0

74. Overall, how important is The Florida Bar *Journal* to you?

<u>Category</u>	<u>Percent</u>
Very important	13
Somewhat important	40
Neither important nor not important	26
Somewhat unimportant	15
Very unimportant	6

* Just over half (53%) of all respondents believe that The Florida Bar *Journal* is important to them.

75. How much time do you spend reading a typical issue of the *Bar Journal*?

<u>Category</u>	<u>Percent</u>
I generally do not read the <i>Bar Journal</i>	8
Less than 15 minutes	40
15 to 30 minutes	39
31 to 60 minutes	11
Over 60 minutes	2

* Nearly half (48%) of all respondents either do not read the *Bar Journal* at all or spend less than 15 minutes reading it. Few respondents (13%) spend more than 30 minutes reading a typical issue.

76. How strongly do you agree with each of the following statements about the *Bar Journal*?

a. The *Bar Journal* is well written

<u>Category</u>	<u>Percent</u>
Strongly agree	20
Agree	55
Neither agree nor disagree	22
Disagree	2
Strongly disagree	<1

b. The *Bar Journal* is timely

<u>Category</u>	<u>Percent</u>
Strongly agree	18
Agree	55
Neither agree nor disagree	24
Disagree	3
Strongly disagree	<1

c. The *Bar Journal* is informative

<u>Category</u>	<u>Percent</u>
Strongly agree	18
Agree	55
Neither agree nor disagree	23
Disagree	4
Strongly disagree	<1

d. The Bar *Journal* contains information relative to my practice

<u>Category</u>	<u>Percent</u>
Strongly agree	8
Agree	37
Neither agree nor disagree	36
Disagree	16
Strongly disagree	4

e. The Bar *Journal* covers a wide variety of topics and legal issues

<u>Category</u>	<u>Percent</u>
Strongly agree	15
Agree	53
Neither agree nor disagree	23
Disagree	6
Strongly disagree	2

f. The Bar *Journal* is a primary educational resource for me

<u>Category</u>	<u>Percent</u>
Strongly agree	5
Agree	17
Neither agree nor disagree	31
Disagree	32
Strongly disagree	16

77. How would you describe The Florida Bar *Journal's* design and use of artwork?

<u>Category</u>	<u>Percent</u>
It is a very important part of the magazine	6
Pleasant; helpful	38
Neutral	46
Uninteresting or old fashioned	7
Unhelpful (confusing, obtrusive, disturbing)	2

78. Would you prefer to receive *The Florida Bar Journal* in electronic format via e-mail or through the traditional printed and mailed method?

<u>Category</u>	<u>Percent</u>
I prefer the print format	66
I prefer the electronic format	12
Either method is fine	22

* About two-thirds (66%) of all respondents prefer to receive a printed and mailed version of *The Florida Bar Journal*, compared to 12% who prefer an electronic format of the *Journal* which would be delivered by e-mail.

79. Did you attend the 2007 Florida Bar Annual Convention in Orlando?

<u>Category</u>	<u>Percent</u>
Yes	6
No	94

* Very few respondents (6%) attended The Florida Bar's 2007 Annual Convention.

80. What is your primary reason for not attending the Annual Convention?

<u>Category</u>	(n=715)	<u>Percent</u>
Meeting not beneficial to me		40
Busy schedule		33
Cost of registration		8
Distance to meeting		6
Didn't see any CLE programs of interest		4
Did not know about it		3
Cost of facilities		2
Other		5

* The most frequently mentioned reasons listed under the "Other" category are attended other CLE programs, out of state practitioner, and employer doesn't support/reimburse expenses.

81. Overall, how would you rate the 2007 Florida Bar Annual Convention?

<u>Category</u>	(n=52)	<u>Percent</u>
Excellent		17
Good		56
Fair		15
Poor		12

* For those respondents who report attending the 2007 Florida Bar Annual Convention, almost three-quarters (73%) rated it as either excellent or good.

82. On a scale of 1 to 5 with 1 being VERY IMPORTANT and 5 being NOT IMPORTANT, please rate how important the following Annual Convention programs or events are to you:

Mean Scores – BASED ON A SCALE FROM 1 TO 5

- 1 = Very Important**
- 2 = Somewhat Important**
- 3 = Neither Important nor Unimportant**
- 4 = Somewhat Unimportant**
- 5 = Not Important at All**

<u>Program/Event</u>	<u>Mean Score</u>
CLE programs	2.29
Section meetings	3.01
Committee meetings	3.03
Section luncheons	3.46
"Free time"	3.46
Sports events	3.61
All member reception	3.63
Group receptions	3.66
Exhibit hall	3.66
Judicial luncheon	3.75
General assembly	3.87
Family events	3.92
Annual dinner and show	3.96

* With the highest possible mean score being 1.00 (very important) and the lowest being 5.00 (not important at all), the table above reveals the mean scores, or averages, for each mentioned program or event of the Annual Convention. The three areas that report the highest degree of importance are CLE programs (2.29), section meetings (3.01) and committee meetings (3.03).

83. Do you have any suggestions for improving future annual conventions?

A total of 37 suggestions were made by respondents concerning improving future Florida Bar annual conventions. Each suggestion was reviewed and categorized. The table below lists the three most frequently mentioned categories.

<u>Category</u>	<u>Number of Responses</u>
Increase number of CLE topics	7
Relocate to different city/hotel	6
Schedule at different time of year	4

84. If electronic filing was available in multiple court divisions, state-wide, what would be your level of interest in being able to electronically file from a single computer screen?

<u>Category</u>	<u>Percent</u>
No interest	15
A little interest – would need to know more to decide if I would want to use it	19
Neutral – neither interested nor uninterested	10
Somewhat uninterested – if it were available, I would likely use electronic filing	21
Very interested – wish it were available right now, and would definitely use it	35

85. If electronic filing was available, but each county had their own unique interface, what would be your level of interest in being able to electronically file?

<u>Category</u>	<u>Percent</u>
No interest	22
A little interest – would need to know more to decide if I would want to use it	27
Neutral – neither interested nor uninterested	12
Somewhat uninterested – if it were available, I would likely use electronic filing	21
Very interested – wish it were available right now, and would definitely use it	18

86. As part of a state-wide electronic filing system, would you be supportive of using a standardized and uniform electronic coversheet that contains information to help create electronic dockets?

<u>Category</u>	<u>Percent</u>
No interest	14
A little interest – would need to know more to decide if I would want to use it	15
Neutral – neither interested nor uninterested	13
Somewhat uninterested – if it were available, I would likely use electronic filing	23
Very interested – wish it were available right now, and would definitely use it	35

87. **If you are interested in electronic filing, what level of interest do you have of receiving service (not including initial process) electronically from other parties in a case, in a standardized and uniform method?**

<u>Category</u>	<u>Percent</u>
No interest	17
A little interest – would need to know more to decide if I would want to use it	17
Neutral – neither interested nor uninterested	14
Somewhat uninterested – if it were available, I would likely use electronic filing	23
Very interested – wish it were available right now, and would definitely use it	29

- 88A. **The Florida Bar is a supportive and cohesive organization that is interested in the well-being of its members. (CHECK THE BOX BELOW THAT BEST DESCRIBES YOUR OPINION)**

<u>Category</u>	<u>Percent</u>
Strongly agree	14
Agree	51
Neither agree nor disagree	21
Disagree	11
Strongly disagree	4

- * Nearly two-thirds (65%) of all respondents agree that The Florida Bar is a supportive and cohesive organization that is interested in the well-being of its members, compared to 15% who disagree.

- 88B. **The Florida Bar is a supportive and cohesive organization that is interested in the well-being of its members – BY Region of Primary Practice**

<u>Region</u>	<u>Agree Percent</u>	<u>Neutral Percent</u>	<u>Disagree Percent</u>
Out-of-state	69	24	8
Central/Southwest	68	17	15
Southeast	63	22	15
North	60	25	16

- 88C. **Comparison between 2005 and 2007 Membership Opinion Surveys – The Florida Bar is a supportive and cohesive organization that is interested in the well-being of its members**

<u>Category</u>	<u>2005 Percent</u>	<u>2007 Percent</u>
Agree	58	65
Neither agree nor disagree	24	21
Disagree	19	15

89A. The Florida Bar is responsive to the needs of its members. (CHECK THE BOX BELOW THAT BEST DESCRIBES YOUR OPINION)

<u>Category</u>	<u>Percent</u>
Strongly agree	8
Agree	51
Neither agree nor disagree	28
Disagree	10
Strongly disagree	3

* Nearly three-fifths (59%) of all respondents agree that The Florida Bar is responsive to the needs of its members, compared to 13% who disagree.

89B. The Florida Bar is responsive to the needs of its members – BY Region of Primary Practice

<u>Region</u>	<u>Agree Percent</u>	<u>Neutral Percent</u>	<u>Disagree Percent</u>
Southeast	62	27	11
Central/Southwest	60	26	14
Out-of-state	56	35	9
North	54	31	15

89C. Comparison between 2005 and 2007 Membership Opinion Surveys – The Florida Bar is responsive to the needs of its members.

<u>Category</u>	<u>2005 Percent</u>	<u>2007 Percent</u>
Agree	57	59
Neither agree nor disagree	28	28
Disagree	15	13

90A. The Florida Bar promotes high standards of ethics and competence in the legal profession. (CHECK THE BOX BELOW THAT BEST DESCRIBES YOUR OPINION)

<u>Category</u>	<u>Percent</u>
Strongly agree	16
Agree	59
Neither agree nor disagree	16
Disagree	7
Strongly disagree	2

* Three-quarters (75%) of all respondents agree that The Florida Bar promotes high standards of ethics and competence in the legal profession, compared to 9% who disagree.

90B. The Florida Bar promotes high standards of ethics and competence in the legal profession – BY Region of Primary Practice

<u>Region</u>	<u>Agree Percent</u>	<u>Neutral Percent</u>	<u>Disagree Percent</u>
Out-of-state	80	15	5
Central/Southwest	76	16	8
Southeast	74	17	10
North	73	16	11

90C. Comparison between 2005 and 2007 Membership Opinion Surveys – The Florida Bar promotes high standards of ethics and competence in the legal profession.

<u>Category</u>	<u>2005 Percent</u>	<u>2007 Percent</u>
Agree	71	75
Neither agree nor disagree	20	16
Disagree	10	9

91A. Attorneys have become more money-oriented and put fees before client needs. (CHECK THE BOX BELOW THAT BEST DESCRIBES YOUR OPINION)

<u>Category</u>	<u>Percent</u>
Strongly agree	16
Agree	36
Neither agree nor disagree	26
Disagree	19
Strongly disagree	3

* Just over half (52%) of all respondents agree that attorneys have become more money-oriented and put fees before client needs, compared to under one-quarter (22%) who disagree.

91B. Attorneys have become more money-oriented and put fees before client needs – BY Region of Primary Practice

<u>Region</u>	<u>Agree Percent</u>	<u>Neutral Percent</u>	<u>Disagree Percent</u>
Southeast	54	23	23
Central/Southwest	51	27	22
Out-of-state	50	24	26
North	48	34	19

91C. Comparison between 2005 and 2007 Membership Opinion Surveys – Attorneys have become more money-oriented and put fees before client needs.

<u>Category</u>	<u>2005 Percent</u>	<u>2007 Percent</u>
Agree	54	52
Neither agree nor disagree	23	26
Disagree	23	22

92A. The public does not have confidence in the existing legal system. (CHECK THE BOX BELOW THAT BEST DESCRIBES YOUR OPINION)

<u>Category</u>	<u>Percent</u>
Strongly agree	15
Agree	51
Neither agree nor disagree	20
Disagree	13
Strongly disagree	<1

* About two-thirds (66%) of all respondents agree that the public does not have confidence in the existing legal system, compared to 14% who disagree.

92B. The public does not have confidence in the existing legal system – BY Region of Primary Practice

<u>Region</u>	<u>Agree Percent</u>	<u>Neutral Percent</u>	<u>Disagree Percent</u>
Central/Southwest	69	17	14
Southeast	67	20	13
North	65	16	19
Out-of-state	58	31	11

92C. Comparison between 2005 and 2007 Membership Opinion Surveys – The public does not have confidence in the existing legal system.

<u>Category</u>	<u>2005 Percent</u>	<u>2007 Percent</u>
Agree	68	66
Neither agree nor disagree	17	20
Disagree	15	14

**93A. In recent years, relationships between attorneys have become more adversarial.
(CHECK THE BOX BELOW THAT BEST DESCRIBES YOUR OPINION)**

<u>Category</u>	<u>Percent</u>
Strongly agree	24
Agree	43
Neither agree nor disagree	23
Disagree	9
Strongly disagree	<1

* Two-thirds (67%) of all respondents agree that, in recent years, relationships between attorneys have become more adversarial, compared to 10% who disagree.

**93B. In recent years, relationships between attorneys have become more adversarial – BY
Region of Primary Practice**

<u>Region</u>	<u>Agree Percent</u>	<u>Neutral Percent</u>	<u>Disagree Percent</u>
North	71	22	7
Central/Southwest	69	20	10
Southeast	66	24	10
Out-of-state	60	29	11

**93C. Comparison between 2005 and 2007 Membership Opinion Surveys – In recent years,
relationships between attorneys have become more adversarial.**

<u>Category</u>	<u>2005 Percent</u>	<u>2007 Percent</u>
Agree	70	67
Neither agree nor disagree	19	23
Disagree	11	10

94. Please rate the following Florida Bar programs and activities by checking the blank under the term which best describes your opinion. Please note if you are unaware of a particular program or activity. Use the scale listed below for your responses:

- 1 not needed
- 2 questionable
- 3 desirable
- 4 highly desirable
- 5 unaware of

<u>Program or Activity</u>	<u>not needed percent</u>	<u>questionable percent</u>	<u>desirable percent</u>	<u>highly desirable percent</u>	<u>unaware of percent</u>
Annual Convention	12	24	37	11	16
Attorney Consumer Assistance Program (ACAP)	5	8	20	7	61
Bar <i>Journal</i>	4	11	54	30	<1
Bar <i>News</i>	2	9	45	44	<1
Board Certification	7	19	41	31	2
CLE Programs	1	4	34	61	<1
CLE Publications	2	5	38	54	<1
Clients' Security Fund	2	7	33	35	22
Ethics Opinions	<1	3	37	58	2
Florida Bar Committees	2	13	57	25	3
Florida Bar Sections	3	10	56	29	3
Law Office Management Assistance Service (LOMAS)	4	11	36	21	28
Lawyer Referral Service	4	13	48	24	11
Lawyer Regulation	<1	5	39	52	3
Legislation	3	9	43	36	10
Member Benefits	3	13	48	32	4
Member Outreach	5	16	33	17	30
Public Information	3	8	42	34	14
Substance Abuse Program	5	11	40	30	13
Unlicensed Practice of Law	<1	6	42	46	6
Web site (www.FloridaBar.org)	1	4	40	52	3

* Ethics Opinions (95%), CLE Programs (95%), CLE Publications (92%), the Bar's Web site (92%), and Lawyer Regulation (91%) have the highest percentage of desirable or highly desirable ratings.

* Annual Convention (36%) and Board Certification (26%) have the highest percentage of not needed/questionable ratings.

94A. Comparison between 2001 thru 2007 Membership Opinion Surveys – Rating of Florida Bar programs as desirable or highly desirable

<u>Category</u>	<u>2001 Percent</u>	<u>2003 Percent</u>	<u>2005 Percent</u>	<u>2007 Percent</u>
CLE Programs	93	94	96	95
Ethics Opinions	94	94	94	95
CLE Publications	91	92	94	92
Web site (www.FloridaBar.org)	80	84	90	92
Lawyer Regulation	90	91	91	91
Bar <i>News</i>	89	89	91	89
Unlicensed Practice of Law	86	88	88	88
Florida Bar Sections ⁺⁺	—	—	84	85
Bar <i>Journal</i>	84	84	86	84
Florida Bar Committees ⁺⁺	—	—	81	82
Legislation	67	69	74	80
Member Benefits	67	78	81	80
Public Information	77	77	75	76
Board Certification	70	73	72	72
Lawyer Referral Service	69	70	71	72
Substance Abuse Program	68	67	70	70
Clients' Security Fund	68	69	70	68
LOMAS	55	56	55	57
Member Outreach ⁺⁺	—	—	42	49
Annual Convention ⁺	—	—	—	48
ACAP ⁺⁺	—	—	18	27

* There is consistency throughout the years across the majority of Bar programs and activities on the percentage of respondents who rate these programs as either desirable or highly desirable.

Legislation (from 67% in 2001 to 80% in 2007), Member Benefits (from 67% in 2001 to 80% in 2007), and the Bar's Web site (from 80% in 2001 to 92% in 2007) have all shown significant increases in the percentage of respondents who rate these programs as either desirable or highly desirable.

+ Indicates new category – was not asked in 2001, 2003 or 2005 surveys.

++ Indicates new category – was not asked in 2001 or 2003 surveys.

DEMOGRAPHICS

95. In what COUNTY and STATE is your primary law practice?

<u>County</u>	<u>% of Respondents</u>	<u>Actual Bar Membership %</u>
Miami-Dade	19	18
Broward	11	11
Palm Beach	8	8
Hillsborough	7	7
Orange	7	7
Pinellas	5	4
Duval	4	4
Leon	4	4
Lee	2	2
Sarasota	2	2
Alachua	1	1
Brevard	1	1
Collier	1	1
Escambia	1	1
Polk	1	1
Seminole	1	1
Volusia	1	1
Bay	<1	<1
Bradford	<1	<1
Charlotte	<1	<1
Citrus	<1	<1
Clay	<1	<1
Columbia	<1	<1
Flagler	<1	<1
Franklin	<1	<1
Gadsden	<1	<1
Gilchrist	<1	<1
Hernando	<1	<1
Highlands	<1	<1
Indian River	<1	<1
Jackson	<1	<1
Lake	<1	<1
Levy	<1	<1
Manatee	1	<1
Marion	1	<1

(continued next page)

(continued from previous page)

<u>County</u>	<u>% of Respondents</u>	<u>Actual Bar Membership %</u>
Martin	<1	<1
Monroe	<1	<1
Nassau	<1	<1
Okaloosa	<1	<1
Osceola	<1	<1
Pasco	<1	<1
Putnam	<1	<1
Santa Rosa	<1	<1
St. Johns	<1	<1
St. Lucie	<1	<1
Sumter	<1	<1
Walton	<1	<1
Out-of-state	13	17

* County percentages from returned questionnaires are consistent with the actual statistics of the Bar membership. A slightly lower percentage of out-of-state respondents completed this survey.

96. What is your gender?

<u>Category</u>	<u>% of Respondents</u>	<u>Actual Bar Membership %</u>
Male	68	68
Female	32	32

* 68% of all respondents in this survey, and in the actual Bar membership statistics, are male.

96A. Gender – BY Age Group

<u>Age Group</u>	<u>Male Percent</u>	<u>Female Percent</u>
35 years of age or younger	50	50
36 to 49 years of age	70	30
50 to 65 years of age	72	28
Over 65 years of age	94	6

* Half (50%) of all respondents 35 years of age or younger are female, while nearly three-quarters (71%) of respondents between 36 and 65 years of age are male. Almost all (94%) respondents over 65 years old are male.

97. What is your race or ethnic origin?

<u>Category</u>	<u>Percent</u>
White	88
Hispanic	8
African-American	2
Asian	<1
Other	1

* The most frequently mentioned race listed under the “Other” category is "European-American".

97A. Comparison between 1999 thru 2007 Membership Opinion Surveys – Race

<u>Category</u>	<u>1999 Percent</u>	<u>2001 Percent</u>	<u>2003 Percent</u>	<u>2005 Percent</u>	<u>2007 Percent</u>
White	91	89	89	88	88
Hispanic	7	8	8	8	8
African-American	2	2	2	2	2
Asian	<1	<1	<1	1	<1
Other	<1	<1	<1	<1	1

* There has been little change in the percentage of minority attorneys since 1999.

98. Age

<u>Category</u>	<u>Percent</u>
35 years of age or younger	21
36 to 49 years of age	42
50 to 65 years of age	31
Over 65 years of age	5

Median = 45 years of age
Range = 26 to 87 years of age

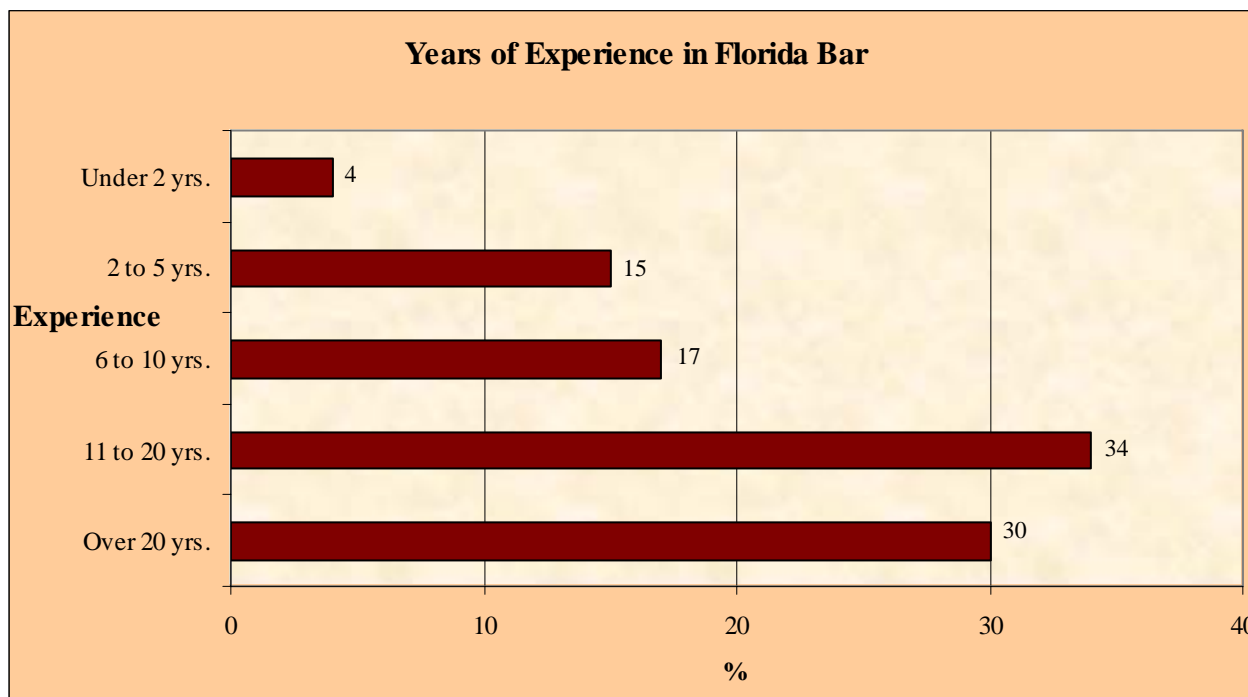
* Over two-fifths (42%) of all respondents are between the ages of 36 and 50. The median age is 45.

99. Years of experience in Florida Bar

<u>Category</u>	<u>Percent</u>
Under 2 years	4
2 to 5 years	15
6 to 10 years	17
11 to 20 years	34
Over 20 years	30

Median = 16 years
 Range = <1 to 59 years

* Nearly two-thirds (64%) of all respondents have more than 10 years of experience as attorneys within The Florida Bar. The median years of experience for an attorney in The Florida Bar is 16.

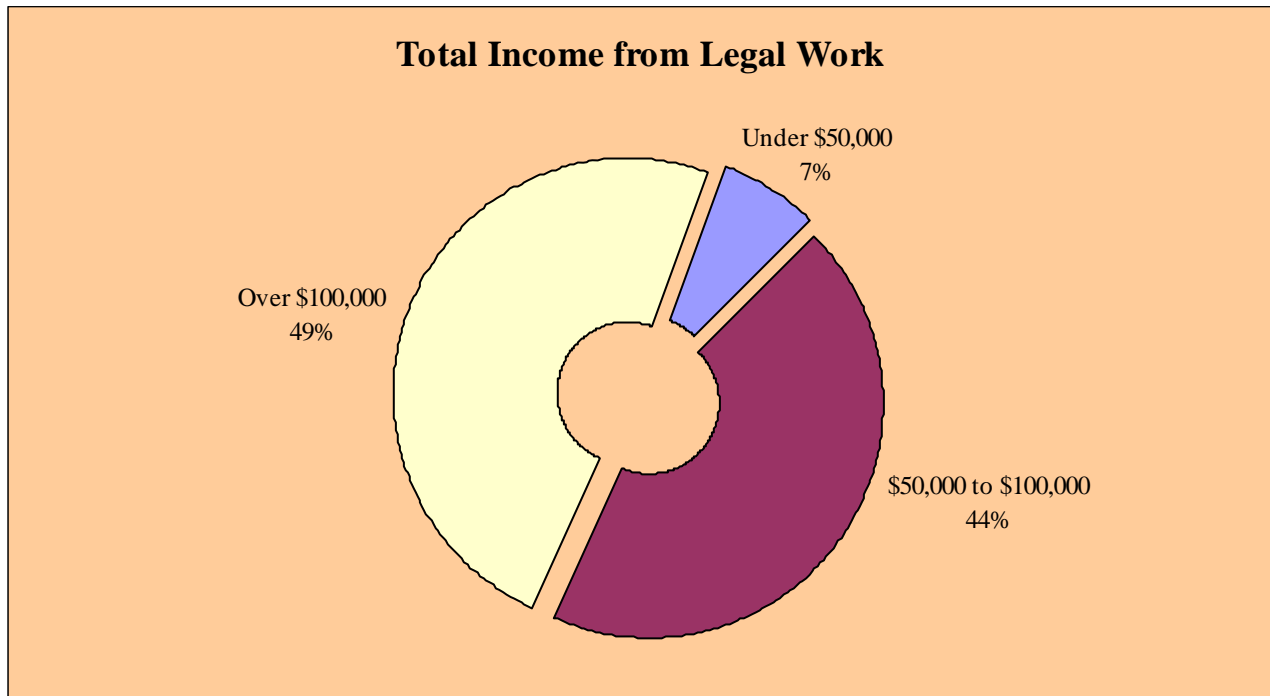


100. Total income before taxes derived from all legal work in 2006

<u>Category</u>	<u>Percent</u>
Under \$50,000	7
\$50,000 to \$100,000	44
Over \$100,000	49

Median = \$100,000
 Range = \$0 to \$1,500,000

* Just about half (49%) of all respondents earned more than \$100,000 before taxes from legal work in 2006. The median income is \$100,000.



100A. Comparison between 1999 thru 2007 Membership Opinion Surveys – Total income before taxes derived from all legal work

<u>Category</u>	<u>1999 Percent</u>	<u>2001 Percent</u>	<u>2003 Percent</u>	<u>2005 Percent</u>	<u>2007 Percent</u>
Under \$50,000	37	24	16	11	7
\$50,000 to \$100,000	30	40	43	45	44
Over \$100,000	33	36	41	44	49

100B. Median total income before taxes derived from all legal work in 2006 – BY Employment Classification

<u>Category</u>	<u>Median Income</u>
Managing partner	\$200,000
Partner/shareholder	\$175,000
Practitioner with 1 or more associates	\$112,000
Corporate counsel	\$110,000
Federal government attorney	\$100,000
Sole practitioner	\$100,000
Local government attorney	\$ 91,000
Associate	\$ 80,000
State government attorney	\$ 65,000

* Partners report the highest income for 2006; state government attorneys and associates report the lowest income.

100C. Median total income before taxes derived from all legal work in 2006 – BY Gender and Race

<u>Gender</u>	<u>Median Income</u>
Male	\$110,000
Female	\$ 80,000
<u>Race</u>	<u>Median Income</u>
White	\$100,000
African-American	\$100,000
Hispanic	\$ 95,000

* Male attorneys had a higher median income for 2006 than did female attorneys. Note that the average years of experience for a male attorney in this survey is 17 years, compared to 10 years of experience for the average female attorney.

100D. Median total income before taxes derived from all legal work in 2006 – BY Type of Practice and Type of Attorney

<u>Type of Practice</u>	<u>Median Income</u>
Private Practice	\$115,000
Other Legal Position	\$ 75,000
Government Practice	\$ 72,000
<u>Type of Attorney</u>	<u>Median Income</u>
Out-of-state attorney	\$100,000
In-state attorney	\$100,000

100E. Comparison between 2001 thru 2007 Membership Opinion Surveys – Total income before taxes derived from all legal work – BY Employment Classification

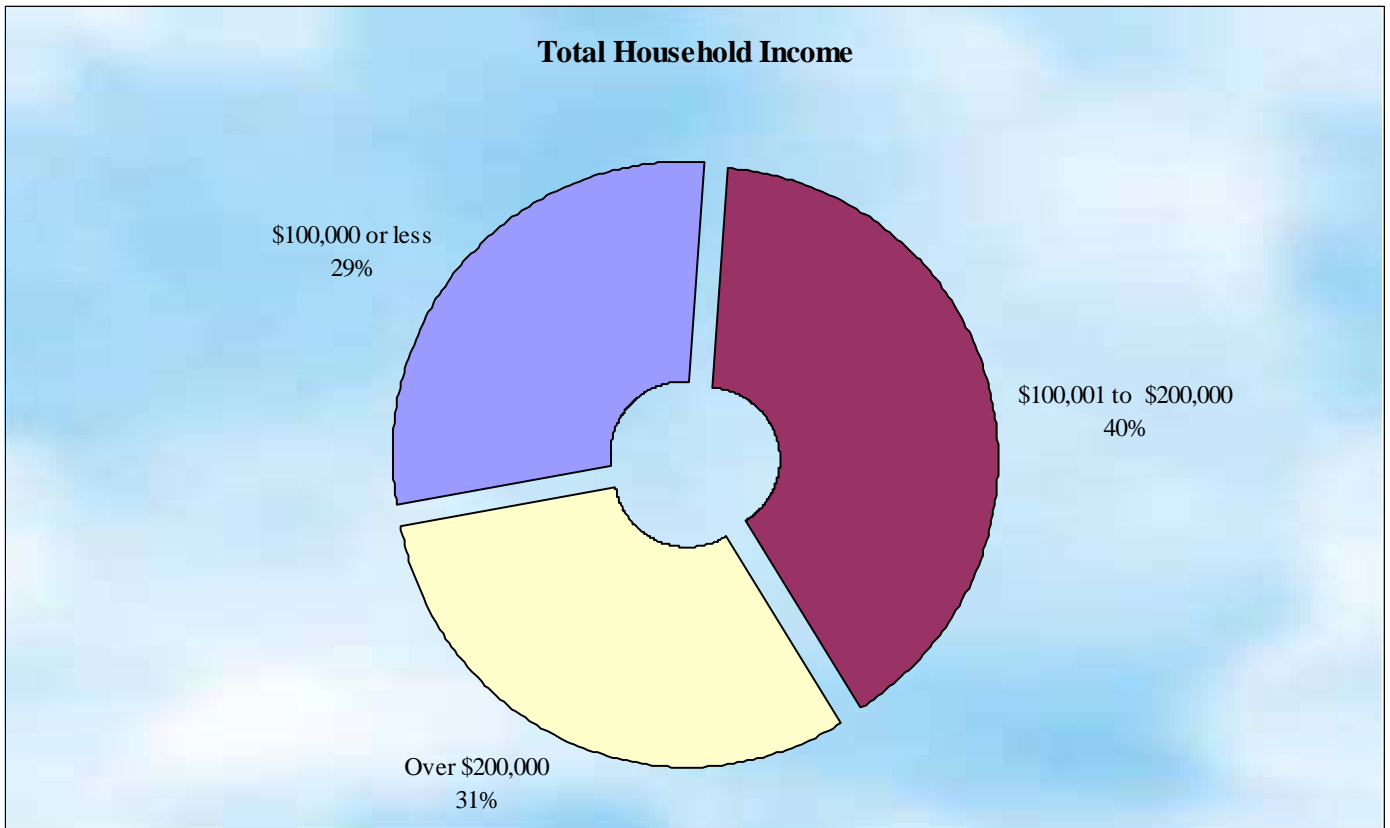
<u>Category</u>	<u>2001 Income</u>	<u>2003 Income</u>	<u>2005 Income</u>	<u>2007 Income</u>
Managing partner	\$125,000	\$150,000	\$175,000	\$200,000
Partner/shareholder	\$140,000	\$150,000	\$170,000	\$175,000
Practitioner with 1 or more assoc.	\$100,000	\$110,000	\$100,000	\$112,000
Corporate counsel	\$ 97,500	\$100,000	\$100,000	\$110,000
Federal government attorney	\$ 98,000	\$ 95,000	\$100,000	\$100,000
Sole practitioner	\$ 80,000	\$ 90,000	\$ 95,000	\$100,000
Local government attorney	\$ 80,000	\$ 85,000	\$ 90,000	\$ 91,000
Associate	\$ 65,000	\$ 73,000	\$ 77,000	\$ 80,000
State government attorney	\$ 50,000	\$ 60,000	\$ 60,000	\$ 65,000

101. Total household income before taxes for 2006

<u>Category</u>	<u>Percent</u>
Under \$50,000	3
\$50,000 to \$100,000	26
\$100,001 to \$150,000	24
\$150,001 to \$200,000	16
Over \$200,000	31

Median = \$150,000
Range = \$5,000 to \$1,500,000

* Almost three-quarters (71%) of all respondents had a total household income of more than \$100,000 in 2006. The median total household income is \$150,000. The median total household income reported in past surveys was \$120,000 in 2000, \$130,000 in 2002, and \$140,000 in 2004.



APPENDIX A

Counties Comprising Regions

Counties Comprising Regions

North

Alachua
Baker
Bay
Bradford
Calhoun
Citrus
Clay
Columbia
Dixie
Duval
Escambia
Flagler
Franklin
Gadsden
Gilchrist
Gulf
Hamilton
Hernando
Holmes
Jackson
Jefferson
Lafayette
Lake
Leon
Levy
Liberty
Madison
Marion
Nassau
Okaloosa
Putnum
St. Johns
Santa Rosa
Sumter
Suwannee
Taylor
Union
Volusia
Wakulla
Walton
Washington

Central/Southwest

Brevard
Charlotte
Collier
DeSoto
Glades
Hardee
Hendry
Highlands
Hillsborough
Indian River
Lee
Manatee
Martin
Monroe
Okeechobee
Orange
Osceola
Pasco
Pinellas
Polk
St. Lucie
Sarasota
Seminole

Southeast

Broward
Dade
Palm Beach

APPENDIX B

Questionnaire

The Florida Bar 2007 Membership Opinion Survey

This important survey is conducted every other year in order to acquire information that will help the Bar better serve the needs of its members. Please complete all questions that apply to you by checking the appropriate response or by filling in the blank. Kindly check only one answer per question except where noted. Be assured that your responses are strictly confidential.

**1. What is your legal occupation or classification?
(CHECK ONLY ONE RESPONSE)**

Private Practice

- | | |
|---|---|
| <input type="checkbox"/> Managing partner | <input type="checkbox"/> Partner/shareholder |
| <input type="checkbox"/> Sole practitioner | <input type="checkbox"/> Practitioner with 1 or more associates |
| <input type="checkbox"/> Associate | <input type="checkbox"/> Of counsel |
| <input type="checkbox"/> Other private practitioner | |

Government Practice

- | | |
|--|--|
| <input type="checkbox"/> Judge | <input type="checkbox"/> Federal government attorney |
| <input type="checkbox"/> State government attorney | <input type="checkbox"/> Local government attorney |

Other Legal Position

- | | |
|--|--|
| <input type="checkbox"/> Corporate counsel | <input type="checkbox"/> Legal aid/legal service |
| <input type="checkbox"/> Other (_____) | |

2. What is the total number of attorneys employed in the firm or legal work place where you primarily practice?

_____ attorney(s)

3. Please check any organization which sponsored a continuing legal education (CLE) seminar that you attended in the past year: (CHECK ALL THAT APPLY)

- | | |
|--|--|
| <input type="checkbox"/> The Florida Bar | <input type="checkbox"/> Voluntary bar |
| <input type="checkbox"/> For-profit CLE provider | <input type="checkbox"/> Law school |
| <input type="checkbox"/> In-house | <input type="checkbox"/> Other (_____) |

4. How did you register for Florida Bar sponsored seminars that you attended in the past year? (CHECK ALL THAT APPLY – IF YOU DID NOT ATTEND A FLORIDA BAR SPONSORED SEMINAR, SKIP TO 5)

- | | |
|--|---|
| <input type="checkbox"/> Direct mail form | <input type="checkbox"/> Florida Bar <i>News</i> ad |
| <input type="checkbox"/> Web site storefront | <input type="checkbox"/> Florida Bar <i>News</i> insert |
| <input type="checkbox"/> Telephone | <input type="checkbox"/> Other (_____) |

5. Please rate the general quality of continuing legal education seminars sponsored by The Florida Bar:

- () Excellent () Fair
() Good () Poor

6. Do you personally pay the costs of your CLE courses, or does your firm or legal office pay for these costs?

- () Self pay () Firm/office pays
() Other (_____)

7. What is your primary reason for attending CLE seminars offered by organizations other than The Florida Bar? (CHECK ONLY ONE RESPONSE)

- () Topic/subject
() I am an out-of-state practitioner
() I receive my CLE in-house
() Lack of available relevant courses offered by The Florida Bar
() Florida Bar seminars are generally held at inconvenient locations or times
() Florida Bar seminars are too expensive
() Other (_____)

8. How likely would you be to purchase Florida Bar CLE materials in:

	<u>VERY LIKELY</u>	<u>SOMEWHAT LIKELY</u>	<u>NOT LIKELY</u>
a. CD format	_____	_____	_____
b. MP3 format	_____	_____	_____

9. In general, how do you rate The Florida Bar as an advocate for the legal profession?

- () Excellent () Fair
() Good () Poor

10. Compared to two years ago, would you say your opinion towards The Florida Bar has...?

- () Become more positive () Become more negative
() Remained the same (SKIP TO 12)

11. If your opinion about The Florida Bar has changed, please briefly state why:

12. Please list the most important issues that you would like to see The Florida Bar concentrate its efforts on in the next few years: (PLEASE CHECK UP TO THREE ISSUES)

- Improve public perception
- Be more responsive to the small firm/solo practitioner
- Be more aggressive with UPL enforcement
- Increase professionalism efforts
- Tougher standards on lawyer advertising
- Legal access for those who cannot afford an attorney
- Stronger discipline for theft of client funds
- Explore ways to increase diversity within the legal profession
- Other (_____)

13. What do you believe are the most serious problems faced by the legal profession today? (PLEASE CHECK UP TO THREE PROBLEMS)

- Poor public perception
- Over-emphasis on billable hours
- Lack of ethics/professionalism
- Affordability of legal services
- Unlicensed practice of law by non-lawyers
- Threat to judicial independence
- Too many attorneys
- Court overload
- Frivolous lawsuits
- Client expectations
- Lawyer advertising
- Other (_____)

14. In the next ten years, which of the following issues do you feel will have the greatest impact on the legal profession? (PLEASE CHECK ONLY ONE RESPONSE)

- Computer technology/Internet
- Tort Reform
- Competition from non-attorneys
- Threat to judicial independence
- Access/affordability of legal resources
- Other (_____)
- Oversaturation of attorneys
- The economy
- Public perception
- Globalization
- Pro se practice

15. What are the three most significant challenges/concerns you personally face as an attorney? (PLEASE CHECK UP TO THREE CATEGORIES)

- Time management
- Balancing family and work
- Lack of courtesy/professionalism
- Keeping up with technology
- Competition from non-lawyers
- Net revenue
- Gender/age/race discrimination
- Other (_____)
- Frivolous lawsuits
- Billable hours
- Client expectations
- Keeping up with new developments in law
- High stress
- Retirement planning
- Dealing with judges

16. Do you know who represents your judicial circuit on The Florida Bar Board of Governors?
- () Yes () No
17. Do you feel you are adequately informed as to the decisions made by the Board of Governors regarding the practice of law?
- () Yes () No
18. The Florida Bar is charged by the Supreme Court to investigate and prosecute unlicensed practice of law violations. How would you rate the way that the Bar performs this responsibility?
- () Excellent () Fair
() Good () Poor
19. Should The Florida Bar be more aggressive, less aggressive, or continue its current level of involvement in its prosecution of non-lawyers involved in the practice of law?
- () The Florida Bar should be more aggressive
() The Florida Bar should be less aggressive
() The Florida Bar should continue its current level
20. Over the past three years, have you witnessed any instances of the unlicensed practice of law?
- () Yes () No (SKIP TO 22)
21. If Yes, please indicate in what area of the law the instance(s) occurred: (CHECK ALL THAT APPLY)
- () Bankruptcy () In court representation
() Dissolution () Landlord-tenant matters
() Foreclosure () Holding out as an attorney
() Immigration () Other (_____)
22. How aware do you feel you are regarding the rules on the multijurisdictional practice of law (MJP)?
- () Very aware () Somewhat unaware
() Somewhat aware () Not aware at all
() Neither aware nor unaware () No opinion
23. Have you ever been associated as local counsel in a case where an out-of-state attorney is seeking admission *pro hac vice*?
- () Yes () No (SKIP TO 27)

24. If Yes, how many times has this occurred in the past two years?

_____ occurrence(s)

25. In your experience, do you believe that out-of-state attorneys are following the correct procedures for appearing *pro hac vice* in a Florida court?

Yes Do not know

No Does not apply

26. In your experience, do you believe that out-of-state attorneys are following the correct procedures when representing someone in an arbitration proceeding in Florida?

Yes Do not know

No Does not apply

27. Chapter 20 of the Rules Regulating The Florida Bar, if adopted by the Supreme Court, would establish the Florida Registered Paralegal Program. This program would allow paralegals to voluntarily register for Florida Registered Paralegal status. In your opinion, how many of the paralegals in your law firm or legal office would probably register for this status?

_____ paralegal(s)

Do not know

Firm or legal office does not have paralegals

28. How familiar do you feel you are with proposed Chapter 20?

Very familiar Somewhat unfamiliar

Somewhat familiar Not familiar at all

Neither familiar nor unfamiliar

29. The Florida Bar is charged by the Supreme Court to investigate and prosecute lawyers for ethics violations. How would you rate the way the Bar currently performs this responsibility?

Excellent Fair

Good Poor

30. Should The Florida Bar be more aggressive, less aggressive, or continue its current level of involvement in its prosecution of lawyers for ethics violations?

The Florida Bar should be more aggressive

The Florida Bar should be less aggressive

The Florida Bar should continue its current level

38. What is your evaluation of the competence and fitness of judges in your region of the state?

- | | |
|------------------------------------|-------------------------------|
| <input type="checkbox"/> Excellent | <input type="checkbox"/> Fair |
| <input type="checkbox"/> Good | <input type="checkbox"/> Poor |

39. The Florida Bar and the state judiciary sponsor a judicial evaluation program which provides confidential evaluations of judges by the lawyers who appear before them. Have you ever participated in this program?

- Yes
- No – I do not appear before judges **(SKIP TO 42)**
- No – I have never received an evaluation form **(SKIP TO 42)**
- No – I am not interested **(SKIP TO 42)**

40. Please indicate your level of satisfaction with the judicial evaluation program:

- | | |
|---|--|
| <input type="checkbox"/> Very satisfied | <input type="checkbox"/> Dissatisfied |
| <input type="checkbox"/> Satisfied | <input type="checkbox"/> Very dissatisfied |
| <input type="checkbox"/> Neutral | |

41. Please briefly list any comments, suggestions or ideas for enhancing the judicial evaluation program:

42. In general, do you feel that the legal profession in Florida, as a career, is becoming:

- | | |
|---|---|
| <input type="checkbox"/> Much <u>more</u> desirable | <input type="checkbox"/> Somewhat <u>less</u> desirable |
| <input type="checkbox"/> Somewhat <u>more</u> desirable | <input type="checkbox"/> Much <u>less</u> desirable |
| <input type="checkbox"/> Staying about the same | |

43. Over the past decade or so, do you feel that the public's view of lawyers and the legal profession has become more or less favorable?

- More favorable (Reason: _____)
- Less favorable (Reason: _____)
- Remained the same

**44. In your opinion, what is the best way to improve the public's view of lawyers and the legal profession?
(CHECK ONLY ONE RESPONSE)**

- Public education about the legal system
- Emphasis on lawyer professionalism programs
- Stricter regulation of lawyer advertising
- Greater number of positive news stories about lawyers
- Expansion of board certification
- Increased prosecution of lawyers for ethics violations
- Other (_____)

- Public perception regarding lawyers and the legal profession cannot be changed

45. All things considered, how do you feel about your legal career at this time?

- Very satisfied (SKIP TO 47)
- Somewhat satisfied (SKIP TO 47)
- Somewhat unsatisfied
- Very unsatisfied

46. What is your primary source of dissatisfaction? (CHECK ONLY ONE RESPONSE)

- Salary
- Hours required at office
- Lack of quality of cases
- Lack of civility/professionalism
- Other (_____)
- Not enough business
- Public perception
- Job burn out
- Personal stress

47. How much stress do you experience in the practice of law?

- A great deal of stress
- Some stress
- Very little or no stress

48. How many weeks of vacation did you take in 2006?

- No vacation taken
- Less than 1 week
- 1 week
- 2 weeks
- 3 weeks
- 4 weeks
- More than 4 weeks

**49. What was your primary reason for not taking more vacation in 2006?
(CHECK ONLY ONE RESPONSE)**

- Family scheduling problems
- Pressure from clients
- Time constraints
- I am satisfied with the amount of vacation taken
- Financial limitations
- Pressure from employer
- Did not feel the need to

50. How is your law practice lately?

- I have too much business I could use some more business
 I have just the right amount of business I am not busy

51. Have you accessed The Florida Bar's Web site (www.FloridaBar.org)?

- Yes (SKIP TO 53) No

**52. What is your primary reason for not accessing the Bar's Internet Web site?
(CHECK ONLY ONE RESPONSE AND THEN SKIP TO 62)**

- Not interested Not useful
 Computer not equipped Don't know how
 Was not aware of Web site Too busy

53. During the past year, how many times have you visited the Bar's Web site?

- Once 5 to 10 times
 Twice More than 10 times
 3 to 4 times

**54. Which of the following services on the Bar Web site have you found to be useful or interesting?
(CHECK ALL THAT APPLY)**

- Address update Ethics opinions
 Attorney search/Find a lawyer Florida Bar *News*
 Certification information Free legal research
 CLE calendar search Legal links
 CLE program registration Pay Bar fees
 CLER status inquiry Other (_____)

55. Compared to other legal Web sites that you frequent, how does the Bar's Web site compare in terms of its content and ease of use?

- The Bar's Web site is above average The Bar's Web site is below average
 The Bar's Web site is average No opinion

56. Have you had any recent problems finding what you were looking for on the Bar's Web site?

- Yes No

(If Yes, please briefly describe the problem(s): _____
_____)

57. Please list any items, not currently on the Bar's Web site, that you would like to see added in the near future:

58. In your opinion, do you feel that your clients and other members of the general public (non-attorneys) are well-served from the current features and services provided on the Bar's Web site?

Yes No

59. Briefly list any suggestions on how The Florida Bar can make its Web site more useful to the general public:

60. Have you obtained a password to use the member tools located within the Bar's Web site?

Yes (SKIP TO 62) No

61. If you have not obtained a password, please indicate your primary reason:

- I am not interested
 I have Internet/computer security concerns
 I was not aware a password was necessary to access member tools
 I do not know what the member tools are
 I do not use the Bar Web site much
 Other (_____)

62. Which of the following Florida Bar Member Benefits programs have you used in the past year? (CHECK ALL THAT APPLY)

- | | |
|--|---|
| <input type="checkbox"/> Bank of America (credit card, loans, savings) | <input type="checkbox"/> LEXIS/NEXIS services |
| <input type="checkbox"/> Insurance (health/life/disability) | <input type="checkbox"/> Automobile insurance |
| <input type="checkbox"/> UPS/DHL delivery services | <input type="checkbox"/> Car rental discounts |
| <input type="checkbox"/> Fastcase subscription service | <input type="checkbox"/> Dell computer discount |

63. Please list any membership benefits you would like to see added in the near future:

64. How do you generally obtain information about Florida Bar resources, services, and activities?
(CHECK ALL THAT APPLY)

- | | |
|--|--|
| <input type="checkbox"/> Bar <i>News</i> | <input type="checkbox"/> Call Bar office |
| <input type="checkbox"/> Bar Web site | <input type="checkbox"/> Mailings |
| <input type="checkbox"/> Colleagues | <input type="checkbox"/> Other (_____) |
| <input type="checkbox"/> I am not interested | |

65. How would you describe your current level of activity in The Florida Bar’s various programs, services, and activities?

- | | |
|--|--|
| <input type="checkbox"/> Extremely involved (SKIP TO 67) | <input type="checkbox"/> Rarely involved |
| <input type="checkbox"/> Somewhat involved | <input type="checkbox"/> Not involved at all |

66. What is your primary reason for not being more involved with Florida Bar programs, services, or activities? (PLEASE CHECK ONLY ONE RESPONSE)

- | | |
|---|--|
| <input type="checkbox"/> No interest | <input type="checkbox"/> No relevant opportunities |
| <input type="checkbox"/> Time constraints | <input type="checkbox"/> Lack of information on them |
| <input type="checkbox"/> Financial reasons | <input type="checkbox"/> Have other commitments |
| <input type="checkbox"/> Commitment to Voluntary Bar activities | <input type="checkbox"/> Disability related |
| <input type="checkbox"/> Other (_____) | |

67. Please indicate whether you are a current or past member of a Florida Bar committee, section, or division: (CHECK ALL THAT APPLY)

	<u>CURRENT</u> <u>MEMBER</u>	<u>PAST</u> <u>MEMBER</u>
a. Florida Bar committee	<input type="checkbox"/>	<input type="checkbox"/>
b. Florida Bar section	<input type="checkbox"/>	<input type="checkbox"/>
c. Florida Bar division	<input type="checkbox"/>	<input type="checkbox"/>

68. How would you rate The Florida Bar in its encouragement and accomplishment of diversity across all of aspects of practice within the legal profession?

- | | |
|------------------------------------|-------------------------------------|
| <input type="checkbox"/> Excellent | <input type="checkbox"/> Poor |
| <input type="checkbox"/> Good | <input type="checkbox"/> No opinion |
| <input type="checkbox"/> Fair | |

69. Please briefly list any comments or suggestions you may have regarding the achievement of a more diverse legal profession in Florida:

70. Would you be in favor of The Florida Bar creating a division, or having various programs available for senior lawyers (e.g. practicing and retired lawyers admitted to the bar 25 years or age 55 and older)? (CHECK ALL THAT APPLY)

- Yes - I would like to see a section or division
- Yes - I would like to see various programs created
- No - I would not be in favor
- No opinion

71. Who usually completes your Florida Bar annual dues statement?

- Self
- Firm/Legal Office
- Other (_____)

72. Are you Board certified?

- Yes (SKIP TO 74)
- No

73. What is the main reason you have not pursued board certification in a specialty area of practice? (CHECK ONLY ONE RESPONSE)

- Not interested
- No perceived value or benefit to my practice
- Not eligible or unable to meet application requirements
- Too time consuming or expensive
- Certification status might increase professional liability/exposure

74. Overall, how important is The Florida Bar *Journal* to you?

- Very important
- Somewhat important
- Neither important or not important
- Somewhat unimportant
- Very unimportant

75. How much time do you spend reading a typical issue of the Bar *Journal*?

- Less than 15 minutes
- 15 to 30 minutes
- I generally do not read the Bar *Journal*
- 31 to 60 minutes
- Over 60 minutes

76. How strongly do you agree or disagree with each of the following statements about the Bar *Journal*?

<u>Category</u>	<u>Strongly Agree</u>	<u>Agree</u>	<u>Neither Agree nor Disagree</u>	<u>Disagree</u>	<u>Strongly Disagree</u>
a. It is well written	()	()	()	()	()
b. It is timely	()	()	()	()	()
c. It is informative	()	()	()	()	()
d. It contains information relative to my practice	()	()	()	()	()
e. It covers a wide variety of topics and legal issues	()	()	()	()	()
f. It is a primary educational resource for me	()	()	()	()	()

77. How would you describe The Florida Bar *Journal*'s design and use of artwork?

- () It is a very important part of the magazine
- () Pleasant; helpful
- () Neutral
- () Uninteresting or old fashioned
- () Unhelpful (confusing, obtrusive, disturbing)

78. Would you prefer to receive The Florida Bar *Journal* in an electronic format via e-mail or through the traditional printed and mailed method?

- () I prefer the electronic format
- () I prefer the print format
- () Either method is fine

79. Did you attend the 2007 Florida Bar Annual Convention in Orlando?

- () Yes (SKIP TO 81)
- () No

**80. What is your primary reason for not attending the Annual Convention?
(PLEASE SELECT ONE RESPONSE AND SKIP TO 84)**

- () Busy schedule
- () Distance to meeting
- () Meeting not beneficial to me
- () Didn't see any CLE programs of interest
- () Cost of registration
- () Did not know about it
- () Cost of facilities
- () Other (_____)

81. Overall, how would you rate the 2007 Florida Bar Annual Convention?

- () Excellent
- () Fair
- () Good
- () Poor

82. On a scale of 1 to 5 with 1 being VERY IMPORTANT and 5 being NOT IMPORTANT, please rate how important the following Annual Convention programs or events are to you:

Program/Event	VERY IMPORTANT			NOT IMPORTANT	
	1	2	3	4	5
a. CLE Programs	___	___	___	___	___
b. Exhibit Hall	___	___	___	___	___
c. General Assembly	___	___	___	___	___
d. All Member Reception	___	___	___	___	___
e. Section Meetings	___	___	___	___	___
f. Committee Meetings	___	___	___	___	___
g. Section Luncheons	___	___	___	___	___
h. Annual Dinner & Show	___	___	___	___	___
i. Family Events	___	___	___	___	___
j. Sports Events	___	___	___	___	___
k. Group Receptions	___	___	___	___	___
l. Judicial Luncheon	___	___	___	___	___
m. "Free Time"	___	___	___	___	___

83. Do you have any suggestions for improving future annual conventions?

The Florida Courts Technology Commission, a technology committee of the Florida Supreme Court, is working on recommendations to develop a statewide electronic filing system. Specifically, this statewide system is to: 1) establish a "one-stop shop" for all electronically filed court submissions in all jurisdictions; 2) establish policy to ensure uniformity; and, 3) enforce standards to secure a comprehensive electronic record. Potential benefits to attorneys would include:

- * Single statewide login for all users
- * Single web access used to file documents at anytime from anywhere
- * Provide automated interfaces with other 3rd party systems (i.e., Westlaw, Lexis)
- * Integration with case management dockets
- * Provide electronic notifications and service

In an effort to accommodate the needs of practicing attorneys, the commission is seeking feedback on the interest of electronic filing.

84. If electronic filing was available in multiple court divisions, state-wide, what would be your level of interest in being able to electronically file from a single computer screen?

- () No interest
- () A little interest - would need to know more about it to decide if I would want to use it
- () Neutral - neither interested nor uninterested
- () Somewhat interested - if it were available, I would most likely use electronic filing
- () Very interested - wish it were available now, and would definitely use it

85. If electronic filing was available, but each county had their own unique interface, what would be your level of interest in being able to electronically file?

- No interest
- A little interest - would need to know more about it to decide if I would want to use it
- Neutral - neither interested nor uninterested
- Somewhat interested - if it were available, I would most likely use electronic filing
- Very interested - wish it were available now, and would definitely use it

86. As part of a state-wide electronic filing system, would you be supportive of using a standardized and uniform electronic coversheet that contains information to help create electronic dockets?

- No interest
- A little interest - would need to know more about it to decide if I would want to use it
- Neutral - neither interested nor uninterested
- Somewhat interested - if it were available, I would most likely use electronic filing
- Very interested - wish it were available now, and would definitely use it

87. If you are interested in electronic filing, what level of interest do you have of receiving service (not including initial process) electronically from other parties in a case, in a standardized and uniform method?

- No interest
- A little interest - would need to know more about it to decide if I would want to use it
- Neutral - neither interested nor uninterested
- Somewhat interested - if it were available, I would most likely use electronic filing
- Very interested - wish it were available now, and would definitely use it

Please respond to each of the following statements by checking the box that best describes your opinion.

88. The Florida Bar is a supportive and cohesive organization that is interested in the well-being of its members.

Strongly Agree	Agree	Neither Agree nor Disagree	Disagree	Strongly Disagree
()	()	()	()	()

89. The Florida Bar is responsive to the needs of its members.

Strongly Agree	Agree	Neither Agree nor Disagree	Disagree	Strongly Disagree
()	()	()	()	()

90. The Florida Bar promotes high standards of ethics and competence in the legal profession.

Strongly Agree	Agree	Neither Agree nor Disagree	Disagree	Strongly Disagree
()	()	()	()	()

91. Attorneys have become more money-oriented and put fees before client needs.

Strongly Agree	Agree	Neither Agree nor Disagree	Disagree	Strongly Disagree
()	()	()	()	()

92. The public does not have confidence in the existing legal system.

Strongly Agree	Agree	Neither Agree nor Disagree	Disagree	Strongly Disagree
()	()	()	()	()

93. In recent years, relationships between attorneys have become more adversarial.

Strongly Agree	Agree	Neither Agree nor Disagree	Disagree	Strongly Disagree
()	()	()	()	()

94. Please rate the following Florida Bar programs and activities by checking the blank under the term which best describes your opinion. Please note if you are unaware of a particular program or activity. Use the scale listed below for your responses:

	<u>Program or Activity</u>	<u>not needed</u>	<u>questionable</u>	<u>desirable</u>	<u>highly desirable</u>	<u>unaware of</u>
a.	Annual Convention	_____	_____	_____	_____	_____
b.	Attorney Consumer Assistance Program (ACAP)/Intake	_____	_____	_____	_____	_____
c.	Bar <i>Journal</i> (magazine)	_____	_____	_____	_____	_____
d.	Bar <i>News</i> (newspaper)	_____	_____	_____	_____	_____
e.	Board Certification	_____	_____	_____	_____	_____
f.	CLE Programs	_____	_____	_____	_____	_____
g.	CLE Publications	_____	_____	_____	_____	_____
h.	Clients' Security Fund	_____	_____	_____	_____	_____
i.	Ethics Opinions	_____	_____	_____	_____	_____
j.	Florida Bar Committees	_____	_____	_____	_____	_____
k.	Florida Bar Sections	_____	_____	_____	_____	_____
l.	Law Office Management Assistance Service (LOMAS)	_____	_____	_____	_____	_____
m.	Lawyer Referral Service	_____	_____	_____	_____	_____
n.	Lawyer Regulation	_____	_____	_____	_____	_____
o.	Legislation	_____	_____	_____	_____	_____
p.	Member Benefits	_____	_____	_____	_____	_____
q.	Member Outreach	_____	_____	_____	_____	_____
r.	Public Information	_____	_____	_____	_____	_____
s.	Substance Abuse Program	_____	_____	_____	_____	_____
t.	Unlicensed Practice of Law	_____	_____	_____	_____	_____
u.	Web site (FloridaBar.org)	_____	_____	_____	_____	_____

DEMOGRAPHICS

95. In what COUNTY and STATE is your primary law practice?

_____ _____
County State

96. What is your gender?

Male Female

97. What is your race or ethnic origin?

African-American/Black Hispanic
 Asian White/Caucasian
 Other (_____)

98. In what year were you born?

19_____

99. In what year were you admitted to The Florida Bar?

100. Please indicate your TOTAL INCOME BEFORE TAXES derived from the practice of law in 2006:

\$ _____

101. Please indicate your TOTAL HOUSEHOLD INCOME BEFORE TAXES for 2006:

\$ _____

Thank you for completing this survey. To ensure confidentiality, please fold the questionnaire so that the Bar's address appears on the outside, staple the survey, and mail it back to the Bar. Once again, thank you for your time and cooperation.

**** REMEMBER TO REMOVE YOUR NAME LABEL ****