



Results of the 2021 Membership Opinion Survey

January 2022

INTRODUCTION

The Florida Bar is one of the largest unified state bars in the United States. After starting out with fewer than 4,000 members in 1950, Bar membership has expanded to over 100,000 members. Because of this fast-growing membership, the Bar conducts a survey every two years on the attitudes and opinions of its membership in order to set goals and objectives for the future.

In October 2021, The Florida Bar's Department of Research, Planning & Evaluation gathered opinions from numerous leaders within The Florida Bar, as to what the appropriate subjects should be for the 2021 survey. After extensive research, questions were developed by the department of Research, Planning & Evaluation.

In December 2021, The Florida Bar sent an online survey link to a random sample of 3,211 in-state and out-of-state, eligible members. By the cut-off date of December 23, 2021, the Bar had received 842 completed questionnaires for a response rate of 26%. This response rate is quite acceptable for this type of lengthy online survey.

Quality control methods were then applied to the returned surveys, all data was checked for accuracy and completeness, and the appropriate statistical tests were then applied through SPSS by the director of Research, Planning & Evaluation. Open-ended questions were copied verbatim and then coded, categorized and analyzed by the director.

SAMPLE

For the 2021 survey, a sample of 3,211 members was randomly selected from a master list of all Florida Bar members in good standing. Although 842 questionnaires were returned, not all questions were answered by all respondents. Therefore, some percentages are based upon the actual number of individuals who responded to that particular question.

For this sample, the error of estimation rate is just over three percent at the 95 percent level of confidence. This signifies that if we had interviewed all members of The Florida Bar, we could be confident that 95 percent of the time the results would be within plus or minus three percent of what this sample found. If, for example, a question achieved a percentage breakdown of 65 percent in favor, it can be interpreted that between 62 and 68 percent of Florida Bar members are in favor of that issue. Note that the margin of error will be higher for subgroups.

In reporting the results, all percentages are rounded to the nearest whole percent (example: 37.6% equals 38%). For this reason, totals may vary from 99% to 101%. Several measures of central tendency are mentioned throughout this report:

Mean: The average for all values given for the total sample of each question. The mean is calculated by adding the values of all responses, then dividing by the number of responses. Example: Five responses (10, 1, 2, 2, 20) are reported. The average, or mean is calculated by adding $10 + 1 + 2 + 2 + 20 = 35$ and then by dividing by the number of responses (5). Thus the average is 35 divided by 5 = 7.

Median: The middle value in a series, or distribution of values which is initially rank-ordered (from low to high, or vice-versa). By definition, half the numbers are greater, and half the numbers are less than the median. Example: Five responses (10, 1, 2, 2, 20) are reported. The median is the middle number of the order of distribution (1, 2, 2, 10, 20), or, 2. By comparison, the average of this same distribution, as shown above, is 7.

Range: the highest and lowest values provided by the total sample for a particular question.

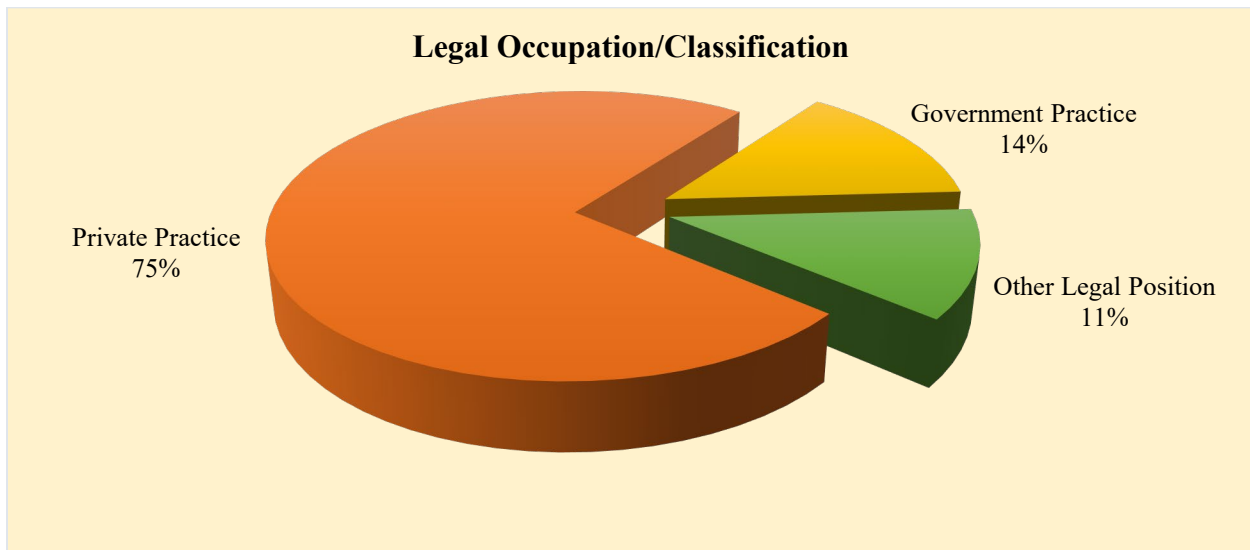
Please note that the median value is usually the most reliable value to consider for the tables involving financial compensation because of the wide range and extremely high income values. Several different values are listed, however, to provide the reader with a full scope of information.

The Florida Bar 2021 Membership Opinion Survey

1. What is your legal occupation or classification?

<u>Private Practice</u>	<u>Percent</u>
Sole practitioner	30
Partner/shareholder	16
Associate	14
Managing partner	8
Practitioner with 1 or more associates	5
Other private practitioner	2
<u>Government Practice</u>	<u>Percent</u>
State government attorney	9
Federal government attorney	2
Local government attorney	2
Judge	<1
<u>Other Legal Position</u>	<u>Percent</u>
Corporate counsel	6
Legal aid/legal service	<1
Other	4

- Three-quarters (75%) of respondents are employed in private practice positions. The most frequently mentioned responses under the “Other” category are “retired,” and “of counsel”.



1A. Comparison between 2015 thru 2021 Membership Opinion Surveys – What is your legal occupation or classification?

	<u>2015 Survey Percent</u>	<u>2017 Survey Percent</u>	<u>2019 Survey Percent</u>	<u>2021 Survey Percent</u>
<u>Private Practice</u>				
Sole practitioner	30	30	30	30
Partner/shareholder	14	15	16	16
Associate	14	14	14	14
Managing partner	7	7	7	8
Practitioner with 1 or more associates	7	6	5	5
Other private practitioner	3	2	2	2
<u>Government Practice</u>	<u>Percent</u>	<u>Percent</u>	<u>Percent</u>	<u>Percent</u>
State government attorney	10	10	9	9
Federal government attorney	2	2	2	2
Local government attorney	2	2	2	2
Judge	1	1	1	<1
<u>Other Legal Position</u>	<u>Percent</u>	<u>Percent</u>	<u>Percent</u>	<u>Percent</u>
Corporate counsel	4	5	6	6
Legal aid/legal service	<1	<1	<1	<1
Other	<u>5</u>	<u>5</u>	<u>5</u>	<u>4</u>
Total Percent	100	100	100	100

1B. What is your legal occupation or classification? – BY Gender

<u>Category</u>	<u>Female Percent</u>	<u>Male Percent</u>
Sole practitioner	26	35
Partner/shareholder	11	19
Associate	17	11
Managing partner	4	11
State government attorney	14	7
Corporate counsel	6	6
Practitioner with 1 or more associates	6	5
Other position	4	2
Other private practice practitioner	1	2
Federal government attorney	4	<1
Judge	<1	<1
Legal aid/legal service	2	<1
Local government attorney	<u>4</u>	<u><1</u>
Total Percent	100	100

- Three-fifths (30%) of male attorneys report being employed as either managing partners or partner/shareholders in their firm or legal office, compared to 15% of female attorneys who report the same. Over one-fifth (22%) of female attorneys report being employed in government (Federal, State or Local) practice positions, compared to 8% of male attorneys who report the same.

2. What is the total number of attorneys employed in the firm or legal workplace where you primarily practice?

<u>Category</u>	<u>Percent</u>
One attorney	33
2 to 5 attorneys	26
6 to 10 attorneys	10
11 to 20 attorneys	11
Over 20 attorneys	20

Median = 3 attorneys

Range = 1 to 2,800 attorneys

- Almost three-fifths (59%) of respondents work in firms or legal offices that employ five or fewer attorneys. Over two-thirds (69%) work in firms or legal offices that employ ten or fewer attorneys.

2A. Comparison of 2015 thru 2021 Membership Opinion Surveys – What is the total number of attorneys employed in the firm or legal workplace where you primarily practice?

<u>Category</u>	<u>2015 Survey Percent</u>	<u>2017 Survey Percent</u>	<u>2019 Survey Percent</u>	<u>2021 Survey Percent</u>
One attorney	34	34	34	33
2 to 5 attorneys	28	27	26	26
6 to 10 attorneys	8	8	9	10
11 to 20 attorneys	10	10	10	11
Over 20 attorneys	<u>20</u>	<u>21</u>	<u>21</u>	<u>20</u>
Total Percent	100	100	100	100

2B. What is the total number of attorneys employed in the firm or legal workplace where you primarily practice? – BY Age Group

<u>Category</u>	<u>Age Group</u>			
	<u>35 or under years of age Percent</u>	<u>36 to 49 years of age Percent</u>	<u>50 to 65 years of age Percent</u>	<u>Over 65 Years of age Percent</u>
One attorney	17	26	41	57
2 to 5 attorneys	29	28	22	17
6 to 10 attorneys	14	16	10	5
11 to 20 attorneys	11	14	12	1
Over 20 attorneys	<u>29</u>	<u>16</u>	<u>15</u>	<u>20</u>
Total Percent	100	100	100	100

- A higher percentage of attorneys 35 years of age or younger are employed in firms or legal offices with over 20 attorneys, while a higher percentage of attorneys 50 years of age or older are either sole practitioners or employed in firms or legal offices with just one attorney.

3. Please check any organization which sponsored a continuing legal education (CLE) seminar that you attended in the past year: (MULTIPLE RESPONSE QUESTION – CHECK ALL THAT APPLY)

<u>Category</u>	<u>Percent</u>
The Florida Bar	64
Local or state bar	34
For profit CLE provider	29
American Bar Association	13
In-house	12
Inns of Court	7
Florida Justice Association (FJA)	4
Law School	4
Florida Association of Criminal Defense Lawyers (FACDL)	3
The Fund	3
Defense Research Institute (DRI)	1
Florida Legal Education Association (FLEA)	1
Florida Prosecuting Attorneys Association (FPPA)	1
Other	21

- Nearly two-thirds (64%) of respondents attended a Florida Bar sponsored CLE seminar in the past 12 months. Just over one-third (34%) attended a seminar sponsored by a local or state bar. The most frequently mentioned provider that respondents listed under the “Other” category is the Federal Bar Association.

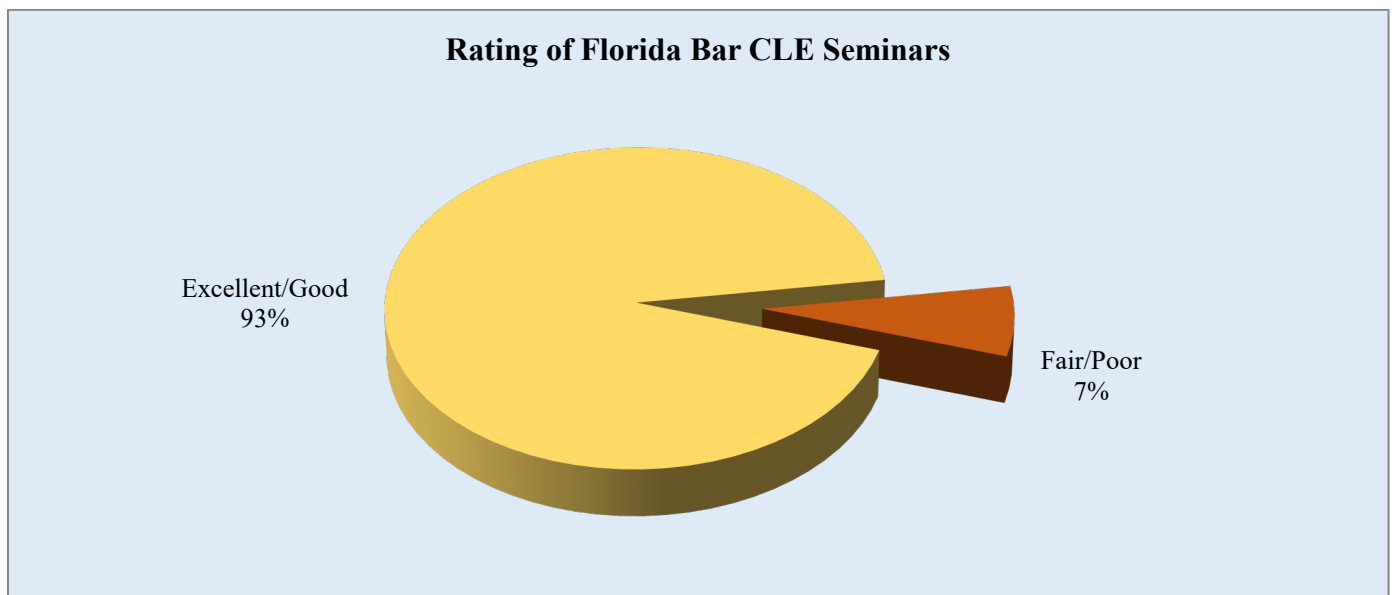
3A. Comparison between 2019 and 2021 Membership Opinion Surveys – Please check any organization which sponsored a continuing legal education (CLE) seminar that you attended in the past year: (MULTIPLE RESPONSE QUESTION – CHECK ALL THAT APPLY)

<u>Category</u>	<u>2019 Survey Percent</u>	<u>2021 Survey Percent</u>
The Florida Bar	63	64
Local or state bar	32	34
For profit CLE provider	31	29
American Bar Association	9	13
In-house	15	12
Inns of Court	7	7
Florida Justice Association (FJA)	4	4
Law School	8	4
Florida Association of Criminal Defense Lawyers (FACDL)	3	3
The Fund	4	3
Defense Research Institute (DRI)	1	1
Florida Legal Education Association (FLEA)	1	1
Florida Prosecuting Attorneys Association (FPPA)	2	1
Other	23	21

4. Please rate the general quality of CLE seminars sponsored by The Florida Bar: (INCLUDES ONLY THOSE RESPONDENTS WHO REPORT ATTENDING A FLORIDA BAR CLE SEMINAR IN THE PAST 12 MONTHS)

<u>Category</u>	<u>Percent</u>
Excellent	42
Good	51
Fair	6
Poor	1

- A large majority (93%) of respondents who attended a Florida Bar sponsored CLE seminar in the past 12 months rate the quality of the seminar(s) as either excellent or good.



4A. Comparison of 2015 thru 2021 Membership Opinion Surveys – Please rate the general quality of CLE seminars sponsored by The Florida Bar: (INCLUDES ONLY THOSE RESPONDENTS WHO REPORT ATTENDING A FLORIDA BAR CLE SEMINAR IN THE PAST 12 MONTHS)

<u>Category</u>	<u>2015 Survey Percent</u>	<u>2017 Survey Percent</u>	<u>2019 Survey Percent</u>	<u>2021 Survey Percent</u>
Excellent or Good	90	92	93	93
Fair or Poor	10	8	7	7

- In each of the last four surveys, between 90% and 93% of respondents who attended a Florida Bar CLE seminar rate the quality of the seminar(s) as either excellent or good.

5. Which of the following formats are your most preferred for receiving CLE? (MULTIPLE RESPONSE QUESTION – CHECK ALL THAT APPLY)

<u>Category</u>	<u>Percent</u>
24/7 On Demand	68
Live presentation	38
Live video webcast	37
Live audio webcast	9
CD format	8
DVD format	5
MP3 format	5
Other	2

- Just over two-thirds (68%) of respondents list 24/7 On Demand as their most preferred format for receiving CLE, while over one-third list live presentation (38%) or live video webcast (37%). The most frequently mentioned formats under the “Other” category are podcasts and online recorded video.

5A. Comparison of 2015 thru 2021 Membership Opinion Surveys – Which of the following formats are your most preferred for receiving CLE? (MULTIPLE RESPONSE QUESTION – CHECK ALL THAT APPLY)

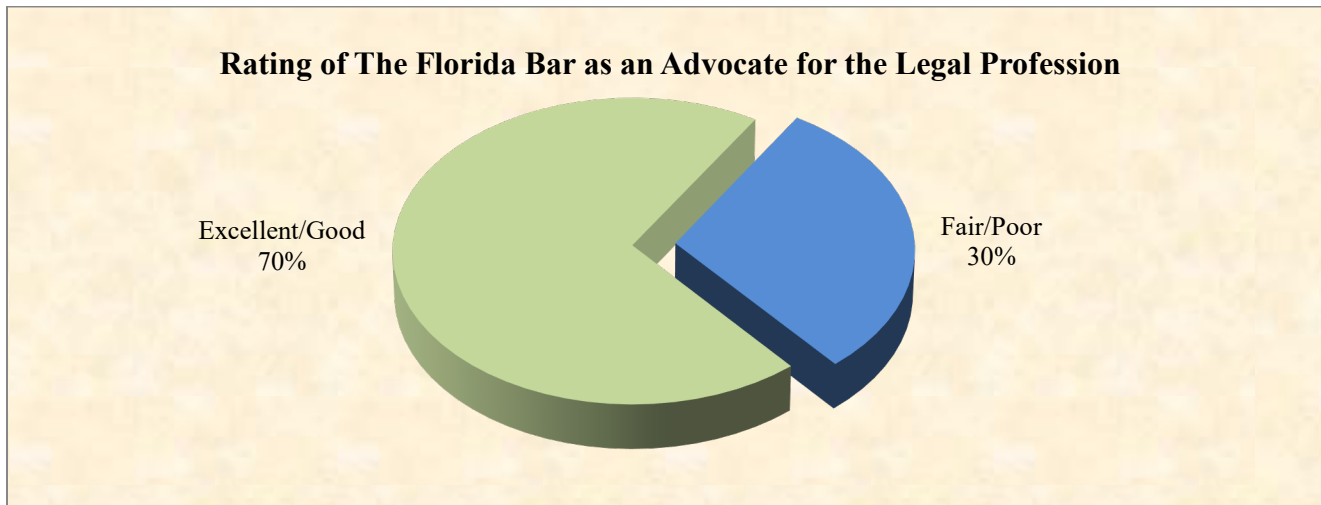
<u>Category</u>	2015 Survey <u>Percent</u>	2017 Survey <u>Percent</u>	2019 Survey <u>Percent</u>	2021 Survey <u>Percent</u>
24/7 On Demand	46	63	69	68
Live presentation	53	59	50	38
Live video webcast	27	27	24	37
Live audio webcast	13	14	13	9
CD format	23	14	12	8
DVD format	17	8	10	5
MP3 format	9	7	7	5
Other	1	1	2	2

- The percentage of those who prefer live presentations decreased from 50% in 2019 to 38% in 2021, while the percentage of those who prefer live video webcasts increased from 24% in 2019 to 37% in 2021.

6. **In general, how do you rate The Florida Bar as an advocate for the legal profession?**

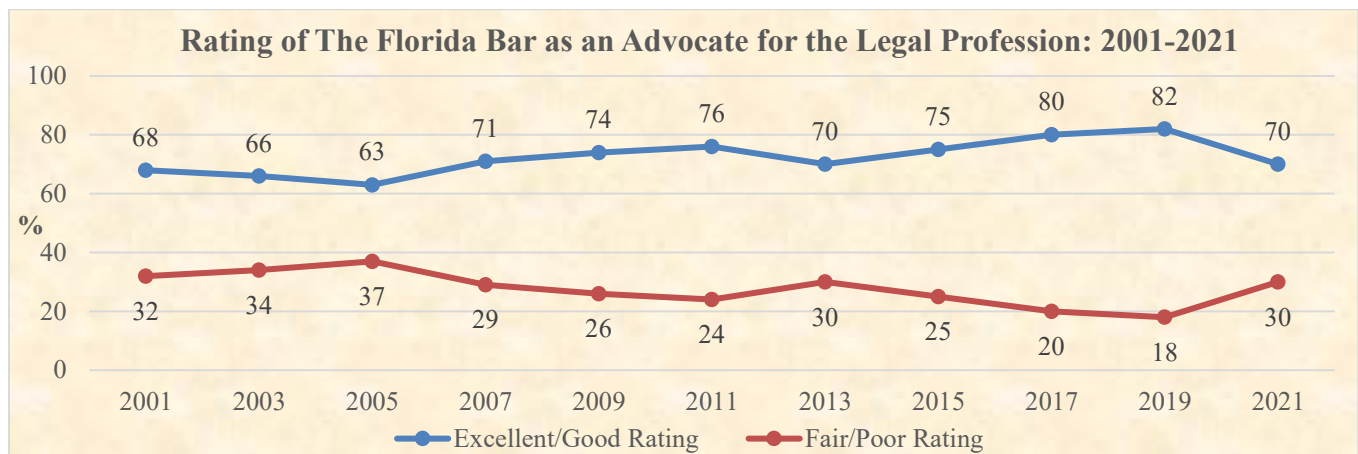
<u>Category</u>	<u>Percent</u>
Excellent	26
Good	44
Fair	20
Poor	10

- Over two-thirds (70%) of respondents rate The Florida Bar as either an excellent or good advocate for the legal profession, while 30% rate the Bar as a fair or poor advocate.



6A. **Comparison of 2015 thru 2021 Membership Opinion Surveys – In general, how do you rate The Florida Bar as an advocate for the legal profession?**

<u>Category</u>	<u>2015 Survey Percent</u>	<u>2017 Survey Percent</u>	<u>2019 Survey Percent</u>	<u>2021 Survey Percent</u>
Excellent or Good	75	80	82	70
Fair or Poor	25	20	18	30



7. Compared to two years ago, would you say your opinion towards The Florida Bar has:

<u>Category</u>	<u>Percent</u>
Become more <u>negative</u>	17
Become more <u>positive</u>	11
Remained the same	72

- Over the past two years, 17% of respondents report having a more negative opinion about The Florida Bar, compared to 11% who report having a more positive opinion. The opinion of almost three-quarters (72%) of other respondents remained the same over the past two years.

7A. Comparison of 2015 thru 2021 Membership Opinion Surveys – Compared to two years ago, would you say your opinion towards The Florida Bar has:

<u>Category</u>	<u>2015 Survey Percent</u>	<u>2017 Survey Percent</u>	<u>2019 Survey Percent</u>	<u>2021 Survey Percent</u>
Become more <u>negative</u>	13	11	10	17
Become more <u>positive</u>	14	15	15	11
Remained the same	73	74	75	72

8. Please rate The Florida Bar's progress in each of its priority strategic planning objectives (Comparison of 2015 thru 2021 Membership Opinion Surveys):

a. Ensure the Judicial System, a Coequal Branch of Government, is Fair, Impartial, Adequately Funded and Open to All

<u>Category</u>	<u>2015 Survey Percent</u>	<u>2017 Survey Percent</u>	<u>2019 Survey Percent</u>	<u>2021 Survey Percent</u>
Excellent/Good	59	58	58	50
Fair/Poor	27	27	24	33
Don't know/No opinion	14	15	18	17

- Half (50%) of respondents rate The Florida Bar's progress on its objective of ensuring the judicial system is fair, impartial, adequately funded and open to all as excellent or good, compared to one-third (33%) who rate the Bar's progress on that objective as either fair or poor.

b. Enhance the Legal Profession and the Public's Trust and Confidence in Attorneys and the Justice System

<u>Category</u>	<u>2015 Survey Percent</u>	<u>2017 Survey Percent</u>	<u>2019 Survey Percent</u>	<u>2021 Survey Percent</u>
Excellent/Good	53	55	56	47
Fair/Poor	38	34	32	41
Don't know/No opinion	9	11	12	12

- Almost half (47%) of respondents rate The Florida Bar's progress on its objective of enhancing the legal profession and the public's trust and confidence in attorneys and the justice system as excellent or good, compared to over two-fifths (41%) who rate the Bar's progress on that objective as either fair or poor.

c. Strive for Equal Access to and Availability of Legal Services

<u>Category</u>	<u>2015 Survey Percent</u>	<u>2017 Survey Percent</u>	<u>2019 Survey Percent</u>	<u>2021 Survey Percent</u>
Excellent/Good	59	62	62	53
Fair/Poor	28	25	23	31
Don't know/No opinion	13	13	15	16

- Over half (53%) of respondents rate The Florida Bar's progress on its objective of striving for equal access to and availability of legal services as either excellent or good, compared to nearly one-third (31%) who rate the Bar's progress on that objective as either fair or poor.

d. Enhance and Improve the Value of Florida Bar Membership and the Bar's Relationship With Its Members

<u>Category</u>	<u>2015 Survey Percent</u>	<u>2017 Survey Percent</u>	<u>2019 Survey Percent</u>	<u>2021 Survey Percent</u>
Excellent/Good	53	58	59	50
Fair/Poor	38	33	32	40
Don't know/No opinion	9	9	9	10

- Half (50%) of respondents rate The Florida Bar's progress on its objective of enhancing and improving the value of Florida Bar membership and the Bar's relationship with its members as excellent or good, compared to two-fifths (40%) who rate the Bar's progress on that objective as either fair or poor.

e. **Continue to Encourage and Promote Diversity and Inclusion in All Aspects of the Profession and the Justice System**

<u>Category</u>	<u>2015 Survey Percent</u>	<u>2017 Survey Percent</u>	<u>2019 Survey Percent</u>	<u>2021 Survey Percent</u>
Excellent/Good	61	62	61	55
Fair/Poor	21	19	19	27
Don't know/No opinion	18	19	20	19

- Slightly over half (55%) of respondents rate The Florida Bar's progress on its objective of continuing to encourage and promote diversity and inclusion in all aspects of the profession and the justice system as either excellent or good, compared to over one-quarter (27%) who rate the Bar's progress on that objective as either fair or poor.

9. **Do you believe that lawyer advertising affects the public's view of lawyers and the legal profession?**

<u>Category</u>	<u>Percent</u>
Yes, in a <u>negative</u> way	84
Yes, in a <u>favorable</u> way	6
No	10

- A large majority of respondents (84%) believe that lawyer advertising negatively affects the public's view of lawyers and the legal profession, while just 6% believe that it favorably impacts the public's view. Ten percent believe lawyer advertising has no effect on the public's view of lawyers and the legal profession.



9A. Comparison of 2015 thru 2021 Membership Opinion Surveys – Do you believe that lawyer advertising affects the public's view of lawyers and the legal profession?

<u>Category</u>	<u>2015 Survey Percent</u>	<u>2017 Survey Percent</u>	<u>2019 Survey Percent</u>	<u>2021 Survey Percent</u>
Yes, in a <u>negative</u> way	84	85	83	84
Yes, in a <u>favorable</u> way	4	4	5	6
No	12	11	12	10

9B. Do you believe that lawyer advertising affects the public's view of lawyers and the legal profession? – BY Region of Primary Practice, Age Group, Type of Practice, and Whether Respondent's Firm or Legal Office Advertises

<u>Region</u>	<u>Yes, Negatively Percent</u>	<u>Yes, Favorably Percent</u>	<u>Has No Effect Percent</u>
North	91	3	6
Out-of-state	86	5	9
Central/Southwest	83	6	11
Southeast	83	8	10

<u>Age Group</u>	<u>Yes, Negatively Percent</u>	<u>Yes, Favorably Percent</u>	<u>Has No Effect Percent</u>
35 years of age or younger	83	7	10
36 to 49 years of age	84	6	10
50 to 65 years of age	88	4	8
Over 65 years of age	82	7	12

<u>Type of Practice</u>	<u>Yes, Negatively Percent</u>	<u>Yes, Favorably Percent</u>	<u>Has No Effect Percent</u>
Government Practice	90	3	7
Other Legal Position	84	10	6
Private Practice	83	6	11

<u>Whether Firm Advertises</u>	<u>Yes, Negatively Percent</u>	<u>Yes, Favorably Percent</u>	<u>Has No Effect Percent</u>
Firm or legal office does <u>not</u> advertise	86	4	9
Firm or legal office advertises	74	12	14

10. Which form of lawyer advertising do you believe affects the public's view of lawyers and the legal profession most negatively?

<u>Category</u>	<u>Percent</u>
Television	49
Billboards	27
Direct mail	6
Mobile ads (e.g. bus, taxi, train)	4
Radio	3
Social media	2
Internet ads	1
Search Engine Optimization	<1
Magazines	0
Newspapers	0
None of the above	7

- Of the various types of lawyer advertising, about half (49%) of respondents report that television advertising by lawyers has the most negative effect on the public's view of lawyers and the legal profession. Billboard advertising (27%) is also reported with some frequency.

10A. Comparison of 2015 thru 2021 Membership Opinion Surveys – Which form of lawyer advertising do you believe affects the public's view of lawyers and the legal profession most negatively?

<u>Category</u>	<u>2015 Survey Percent</u>	<u>2017 Survey Percent</u>	<u>2019 Survey Percent</u>	<u>2021 Survey Percent</u>
Television	60	57	50	49
Billboards	20	23	26	27
Direct mail	3	5	7	6
Mobile ads (e.g. bus, taxi, train)	4	3	4	4
Radio	2	3	3	3
Social media	2	2	1	2
Internet ads ⁺	-	<1	1	1
Search Engine Optimization ⁺	-	<1	1	<1
Magazines	0	0	0	0
Newspapers	<1	0	0	0
None of the above	9	5	7	7

+ Was not included as a response category in the 2015 survey.

- The percentage of respondents who believe television is the form of lawyer advertising that most negatively affects the public's view of lawyers and the legal profession has decreased since 2015 (from 60% to 49%), while the percentage of respondents who believe billboards is the form of advertising that most negatively affects the public's view of lawyers and the legal profession has increased since 2015 (from 20% to 27%).

11. What is your feeling about the current restrictions on lawyer advertising in Florida?

<u>Category</u>	<u>Percent</u>
They are too liberal	68
They are balanced	22
They are too restrictive	10

- Over two-thirds (68%) of respondents believe that the current restrictions on lawyer advertising in Florida are too liberal, compared to 10% who believe the current restrictions are too restrictive.

11A. Comparison of 2015 thru 2021 Membership Opinion Surveys – What is your feeling about the current restrictions on lawyer advertising in Florida?

<u>Category</u>	<u>2015 Survey Percent</u>	<u>2017 Survey Percent</u>	<u>2019 Survey Percent</u>	<u>2021 Survey Percent</u>
They are too liberal	69	68	68	68
They are balanced	21	23	22	22
They are too restrictive	10	9	10	10

- Percentages listed above are virtually the same over the past four Florida Bar Membership Opinion Surveys.

11B. What is your feeling about the current restrictions on lawyer advertising in Florida? – BY Whether Respondent's Firm or Legal Office Advertises

<u>Whether Firm Advertises</u>	<u>Too Liberal Percent</u>	<u>Balanced Percent</u>	<u>Too Restrictive Percent</u>
Firm or legal office does <u>not</u> advertise	70	22	8
Firm or legal office advertises	59	23	18

12. Does your firm or legal office advertise? (PRIVATE PRACTICE ATTORNEYS ONLY)

<u>Category</u>	<u>Percent</u>
Yes	26
No	74

13. In the past five years, have you been involved in any capacity in The Florida Bar's disciplinary procedure process?

<u>Category</u>	<u>Percent</u>
Yes	15
No	84
Not sure	1

- Fifteen percent of respondents report being involved in some capacity, within the past five years, in the Bar's disciplinary procedure process.

14. In general, how satisfied were you with the disciplinary procedure system of The Florida Bar? (INCLUDES ONLY THOSE RESPONDENTS THAT HAVE BEEN INVOLVED IN THE FLORIDA BAR'S DISCIPLINARY PROCEDURES PROCESS IN THE PAST FIVE YEARS)

<u>Category</u>	<u>Percent</u>
Very satisfied	44
Somewhat satisfied	26
Neither satisfied nor dissatisfied	6
Somewhat dissatisfied	11
Very dissatisfied	13

- Of those who have been involved in the Bar's disciplinary procedure system within the past five years, over two-thirds (70%) report being satisfied with the process, compared to nearly one-quarter (24%) who report being dissatisfied.

15. Do you feel the proceedings are fair to all concerned? (INCLUDES ONLY THOSE RESPONDENTS THAT HAVE BEEN INVOLVED IN THE FLORIDA BAR'S DISCIPLINARY PROCEDURES PROCESS IN THE PAST FIVE YEARS)

<u>Category</u>	<u>Percent</u>
Yes, very fair	50
Yes, somewhat fair	31
No, not fair	19

- Of those who have been involved in the Bar's disciplinary procedure system within the past five years, half (50%) report the proceedings are very fair to all concerned, while just under one-fifth (19%) report that the proceedings are not fair to all concerned.

16. **Do you believe the overall Florida Bar disciplinary process is too rushed, too slow, or just right? (INCLUDES ONLY THOSE RESPONDENTS THAT HAVE BEEN INVOLVED IN THE FLORIDA BAR'S DISCIPLINARY PROCEDURES PROCESS IN THE PAST FIVE YEARS)**

<u>Category</u>	<u>Percent</u>
It is just right	57
It is too slow	25
It is too rushed	8
No opinion	10

17. **Overall, do you believe that The Florida Bar's current disciplinary system provides an attorney with a full and fair opportunity to defend against a complaint?**

<u>Category</u>	<u>Percent</u>
Yes	58
No	8
Not sure	34

Almost three-fifths (58%) of respondents believe that The Florida Bar's current disciplinary system provides an attorney with a full and fair opportunity to defend against a complaint, compared to 8% who do not believe an attorney has a full and fair opportunity to defend.

- 17A. **Overall, do you believe that The Florida Bar's current disciplinary system provides an attorney with a full and fair opportunity to defend against a complaint? – BY Level of Involvement in the Process Within the Past 5 Years**

<u>Category</u>	<u>Had Involvement in Process Within Past 5 Years Percent</u>	<u>Did Not Have Involvement in Process Within Past 5 Years Percent</u>
Yes	74	55
No	18	6
Not sure	8	39

- Of those who have been involved in the Bar's disciplinary procedure system in the past five years, just under three-quarters (74%) report that the Bar's current disciplinary system provides an attorney with a full and fair opportunity to defend against a complaint.

18. What is your evaluation of the competence and fitness of judges in your region of the state?

<u>Category</u>	<u>Percent</u>
Excellent	12
Good	48
Fair	32
Poor	8

- Three-fifths (60%) of respondents report that the competence and fitness of judges in their region of the state is either excellent or good.

18A. What is your evaluation of the competence and fitness of judges in your region of the state? – BY Region of Primary Practice

<u>Region</u>	<u>Excellent/Good Percent</u>	<u>Fair/Poor Percent</u>
Central/Southwest	64	36
Out-of-state	61	39
North	60	40
Southeast	55	45

- Over three-fifths (64%) of respondents in the Central/SW region of Florida report the competence and fitness of judges to be excellent or good, compared to 55% of those in the Southeast region who report the same.

19. Over the past five years, do you feel that the public's view of lawyers and the legal profession has become more or less favorable?

<u>Category</u>	<u>Percent</u>
Less favorable	54
Remained the same	45
More favorable	1

19A. Comparison of 2015 thru 2021 Membership Opinion Surveys – Over the past five years, do you feel that the public's view of lawyers and the legal profession has become more or less favorable?

<u>Category</u>	<u>2015 Survey Percent</u>	<u>2017 Survey Percent</u>	<u>2019 Survey Percent</u>	<u>2021 Survey Percent</u>
Less favorable	52	52	52	54
Remained the same	47	47	46	45
More favorable	1	1	2	1

20. In general, do you feel that the legal profession, as a career, is:

<u>Category</u>	<u>Percent</u>
Becoming much more desirable	1
Becoming somewhat more desirable	3
Staying about the same	24
Becoming somewhat less desirable	50
Becoming much less desirable	22

- Over two-thirds (72%) believe that the legal profession, as a career, is becoming less desirable, compared to only 4% who believe it is becoming more desirable.

20A. Comparison of 2015 thru 2021 Membership Opinion Surveys – In general, do you feel that the legal profession, as a career, is:

<u>Category</u>	<u>2015 Survey Percent</u>	<u>2017 Survey Percent</u>	<u>2019 Survey Percent</u>	<u>2021 Survey Percent</u>
Becoming less desirable	79	78	74	72
Staying about the same	19	20	23	24
Becoming more desirable	2	2	3	4

21. In your opinion, what is the best way to improve the public's view of lawyers and the legal profession?

<u>Category</u>	<u>Percent</u>
Public education about the legal system/benefits of why and when people need to hire a lawyer	30
Maintaining quality within the judiciary	20
Greater number of positive news stories about lawyers	20
Public perception regarding lawyers/legal prof. cannot be significantly changed	14
Increased prosecution of lawyers for ethics violations	8
Other	8

- The most frequently mentioned response under the “Other” category involves banning or limiting lawyer advertising.

- 22. How important do you feel it is for The Florida Bar to create a mentoring program where experienced lawyers can provide professional guidance and share practical knowledge with new lawyers during the critical transition from law student to legal practitioner?**

<u>Category</u>	<u>Percent</u>
Very important	48
Somewhat important	34
Neither important nor unimportant	11
Somewhat unimportant	4
Not important at all	3

- A large majority (82%) of respondents believe it is important for The Florida Bar to create a mentoring program where experienced lawyers can provide professional guidance and share practical knowledge with new lawyers.

- 23. If such a mentoring program were established by The Florida Bar, would you be interested in participating?**

<u>Category</u>	<u>Percent</u>
Yes, as a mentor	37
Yes, as a mentee	7
No	23
Not sure at this time	29
Not applicable	4

- If The Florida Bar were to create a mentoring program, over one-third (37%) of respondents report they would be interested in participating as a mentor and 7% would be interested in participating as a mentee.

- 24. Which of the following issues would you like to see The Florida Bar either initiate or continue its efforts on during the next few years? (MULTIPLE RESPONSE QUESTION – CHECK ALL THAT APPLY)**

<u>Category</u>	<u>Percent</u>
Continue efforts to preserve judicial independence	59
Enhance the value of Florida Bar membership	52
Increase public perception efforts	50
Support efforts to secure adequate judicial system funding	50
Create a public education/awareness effort on the benefits of hiring a lawyer	46
Technology training and tips	24
Explore ways to increase diversity within the legal profession	18

- At least half of respondents believe the Bar should continue efforts to preserve judicial independence (59%), enhance the value of Florida Bar membership (52%), increase public perception efforts (50%) and support efforts to secure adequate judicial system funding (50%).

25. How strongly do you agree or disagree that the legal needs of Florida’s citizens are currently being met?

<u>Category</u>	<u>Percent</u>
Strongly agree	11
Somewhat agree	42
Neither agree nor disagree	23
Somewhat disagree	16
Strongly disagree	8

- Over half (53%) of respondents agree that the legal needs of Florida’s citizens are currently being met, compared to nearly one-quarter (24%) who believe those legal needs are not being met.

25A. Comparison of 2017 thru 2021 Membership Opinion Surveys – How strongly do you agree or disagree that the legal needs of Florida’s citizens are currently being met?

<u>Category</u>	<u>2017 Survey Percent</u>	<u>2019 Survey Percent</u>	<u>2021 Survey Percent</u>
Strongly agree	9	7	11
Somewhat agree	38	40	42
Neither agree nor disagree	22	24	23
Somewhat disagree	21	22	16
Strongly disagree	10	7	8

26. Do you feel you are adequately informed as to the decisions made by The Florida Bar Board of Governors regarding the practice of law?

<u>Category</u>	<u>Percent</u>
Yes	46
No	54

27. Do you know who represents your judicial circuit on The Florida Bar Board of Governors?

<u>Category</u>	<u>Percent</u>
Yes	22
No	78

27A. Comparison of 2017 thru 2021 Membership Opinion Surveys – Do you know who represents your judicial circuit on The Florida Bar Board of Governors?

<u>Category</u>	<u>2017 Survey Percent</u>	<u>2019 Survey Percent</u>	<u>2021 Survey Percent</u>
Yes	27	26	22
No	73	74	78

28. Within the past five years, have you thought about running for an elected seat on The Florida Bar Board of Governors?

<u>Category</u>	<u>Percent</u>
Yes	7
No	93

29. If you thought about running for a Board seat within the past five years and did not do so, please check your primary reasons for not seeking election to The Florida Bar Board of Governors: (MULTIPLE RESPONSE QUESTION – CHECK UP TO 3 RESPONSES)

<u>Category</u>	<u>Percent</u>
Time constraints	53
Have other commitments	36
Lack of information on how to run	28
Financial reasons	21
Did not want to run against an incumbent	21
Changed mind/lost interest	9
Commitment to voluntary bar activities	9
No relevant opportunities	6
Firm or office did not want me to run	4
Other	26

- The most frequently mentioned response under the “Other” category involves personal/family health reasons.

30. How much stress do you experience in the practice of law?

<u>Category</u>	<u>Percent</u>
Some stress	48
A great deal of stress	44
Very little or no stress	8

30A. Comparison of 2015 thru 2021 Membership Opinion Surveys – How much stress do you experience in the practice of law?

<u>Category</u>	<u>2015 Survey Percent</u>	<u>2017 Survey Percent</u>	<u>2019 Survey Percent</u>	<u>2021 Survey Percent</u>
Some stress	49	50	49	48
A great deal of stress	43	44	43	44
Very little or no stress	8	6	8	8

30B. How much stress do you experience in the practice of law? – BY Age Group, Type of Practice, Gender and Region of Primary Practice

<u>Age Group</u>	<u>A Great Deal of Stress Percent</u>	<u>Some Stress Percent</u>	<u>Very Little/ No Stress Percent</u>
35 years of age or younger	51	44	5
36 to 49 years of age	49	44	7
50 to 65 years of age	40	51	9
Over 65 years of age	30	57	13

<u>Type of Practice</u>	<u>A Great Deal of Stress Percent</u>	<u>Some Stress Percent</u>	<u>Very Little/ No Stress Percent</u>
Private Practice	47	46	7
Government Practice	33	58	9
Other Legal Position	32	58	10

<u>Gender</u>	<u>A Great Deal of Stress Percent</u>	<u>Some Stress Percent</u>	<u>Very Little/ No Stress Percent</u>
Female	47	48	5
Male	42	48	10

<u>Region</u>	<u>A Great Deal of Stress Percent</u>	<u>Some Stress Percent</u>	<u>Very Little/ No Stress Percent</u>
Central/Southwest	49	46	5
Southeast	48	47	5
North	36	52	12
Out-of-state	27	60	13

31. Please rate The Florida Bar on its efforts to promote and educate members on the mental health and wellness issues facing Florida lawyers:

<u>Category</u>	<u>Percent</u>
Excellent	10
Good	36
Fair	27
Poor	12
I am not aware of any efforts	15

32. Have you accessed The Florida Bar's website in the past 12 months?

<u>Category</u>	<u>Percent</u>
Yes	95
No	5

- A large majority (95%) of respondents have accessed The Florida Bar's website within the past 12 months.

32A. Comparison between 2015 thru 2021 Membership Opinion Surveys – Have you accessed The Florida Bar's website in the past 12 months?

<u>Category</u>	<u>2015 Survey Percent</u>	<u>2017 Survey Percent</u>	<u>2019 Survey Percent</u>	<u>2021 Survey Percent</u>
Yes	97	97	97	95
No	3	3	3	5

33. During a typical month, how many times do you visit the Bar's website? (INCLUDES ONLY THOSE RESPONDENTS WHO HAVE VISITED THE BAR'S WEBSITE)

<u>Frequency of Access</u>	<u>Percent</u>
None	16
Once	38
Twice	21
3 to 4 times	14
5 to 10 times	8
More than 10 times	3

- Over half (54%) of respondents who visited the Bar's website in the past year report accessing it once or not at all in a “typical” month, while 11% report accessing it five or more times in a typical month.

33A. Comparison between 2015 thru 2021 Membership Opinion Surveys – During a typical month, how many times do you visit the Bar’s website? (INCLUDES ONLY THOSE RESPONDENTS WHO HAVE VISITED THE BAR’S WEBSITE)

<u>Frequency of Access</u>	<u>2015 Survey Percent</u>	<u>2017 Survey Percent</u>	<u>2019 Survey Percent</u>	<u>2021 Survey Percent</u>
None	11	14	13	16
Once	32	33	34	38
Twice	19	18	18	21
3 or 4 times	20	20	19	14
5 to 10 times	11	9	9	8
More than 10 times	7	6	7	3

34. Please rate your overall level of satisfaction with the following aspects of The Florida Bar's website: (INCLUDES ONLY THOSE RESPONDENTS WHO HAVE VISITED THE BAR’S WEBSITE)

<u>Category</u>	<u>Very/Somewhat Satisfied Percent</u>	<u>Neither Satisfied Nor Dissatisfied Percent</u>	<u>Very/Somewhat Dissatisfied Percent</u>
Look and feel	72	21	8
Ease of use	68	21	11
Overall organization/navigation	66	22	12
Performance of the search function	65	23	12
Quality of content	63	25	12

35. Please list any features, not currently on the Bar's website, that you would like to see added in the near future:

A total of 72 suggestions were made by respondents concerning features that they would like to see added to the Bar’s website in the near future. Each suggestion was reviewed and categorized. The table below lists the three most frequently mentioned categories.

<u>Category</u>	<u>Number of Responses</u>
Free CLE	10
Improved search features	7
Legal research	5

36. Have you ever used the MyFloridaBar member portal?

<u>Category</u>	<u>Percent</u>
Yes	83
No	17

- A large majority (83%) of respondents report that they have used the MyFloridaBar member portal.

37. How would you describe your current level of activity in The Florida Bar's various programs, services and activities?

<u>Category</u>	<u>Percent</u>
Extremely involved	4
Somewhat involved	15
Rarely involved	51
Not involved at all	30

- Almost one-fifth (19%) of respondents describe themselves as being extremely or somewhat involved in The Florida Bar's various programs, services and activities, compared to just over four-fifths (81%) who report their level of activity as rarely involved or not involved at all.

37A. Comparison between 2017 thru 2021 Membership Opinion Surveys – How would you describe your current level of activity in The Florida Bar's various programs, services, and activities?

<u>Category</u>	<u>2017 Survey Percent</u>	<u>2019 Survey Percent</u>	<u>2021 Survey Percent</u>
Extremely involved	3	4	4
Somewhat involved	18	17	15
Rarely involved	50	51	51
Not involved at all	29	28	30

37B. How would you describe your current level of activity in The Florida Bar's various programs, services, and activities? – BY Type of Practice, Type of Member, Age Group, Gender, and Race/Ethnicity

<u>Type of Practice</u>	Extremely/Somewhat Involved <u>Percent</u>	Rarely/Not Involved at All <u>Percent</u>
Private Practice	20	80
Government Practice	17	83
Other Legal Position	15	85

<u>Type of Member</u>	Extremely/Somewhat Involved <u>Percent</u>	Rarely/Not Involved at All <u>Percent</u>
In-state member	19	81
Out-of-state member	6	94

<u>Age Group</u>	Extremely/Somewhat Involved <u>Percent</u>	Rarely/Not Involved at All <u>Percent</u>
35 years of age or younger	19	81
36 to 49 years of age	21	79
50 to 65 years of age	17	83
Over 65 years of age	16	84

<u>Gender</u>	Extremely/Somewhat Involved <u>Percent</u>	Rarely/Not Involved at All <u>Percent</u>
Female	22	78
Male	17	83

<u>Race/Ethnicity</u>	Extremely/Somewhat Involved <u>Percent</u>	Rarely/Not Involved at All <u>Percent</u>
White/Caucasian	19	81
Other race/ethnicity	18	82
African American/Black	15	85
Hispanic	15	85

38. Which of the following Florida Bar programs or resources are you aware of? (MULTIPLE RESPONSE QUESTION – CHECK ALL THAT APPLY)

<u>Category</u>	<u>Percent</u>
Florida Bar Lawyer Referral Service	56
Florida Bar Foundation	48
Florida Lawyers Assistance (FLA, Inc.)	32
Grievance Mediation/Fee Arbitration	21
Florida Lawyers Helpline	20
Florida Bar President video messages	18
Speakers' Bureau	18
Lawyers Advising Lawyers	16
LegalFuel (of The Florida Bar)	16
Florida Bar Leadership Academy	11
Florida Free Legal Answers Program	9

38A. Comparison between 2019 thru 2021 Membership Opinion Surveys – Which of the following Florida Bar programs or resources are you aware of? (MULTIPLE RESPONSE QUESTION – CHECK ALL THAT APPLY)

<u>Category</u>	<u>2019 Survey Percent</u>	<u>2021 Survey Percent</u>
Florida Bar Lawyer Referral Service	58	56
Florida Bar Foundation	54	48
Florida Lawyers Assistance (FLA, Inc.)+	-	32
Grievance Mediation/Fee Arbitration+	-	21
Florida Lawyers Helpline+	-	20
Florida Bar President video messages	28	18
Speakers' Bureau	16	18
Lawyers Advising Lawyers	19	16
LegalFuel (of The Florida Bar)	18	16
Florida Bar Leadership Academy+	-	11
Florida Free Legal Answers Program	10	9

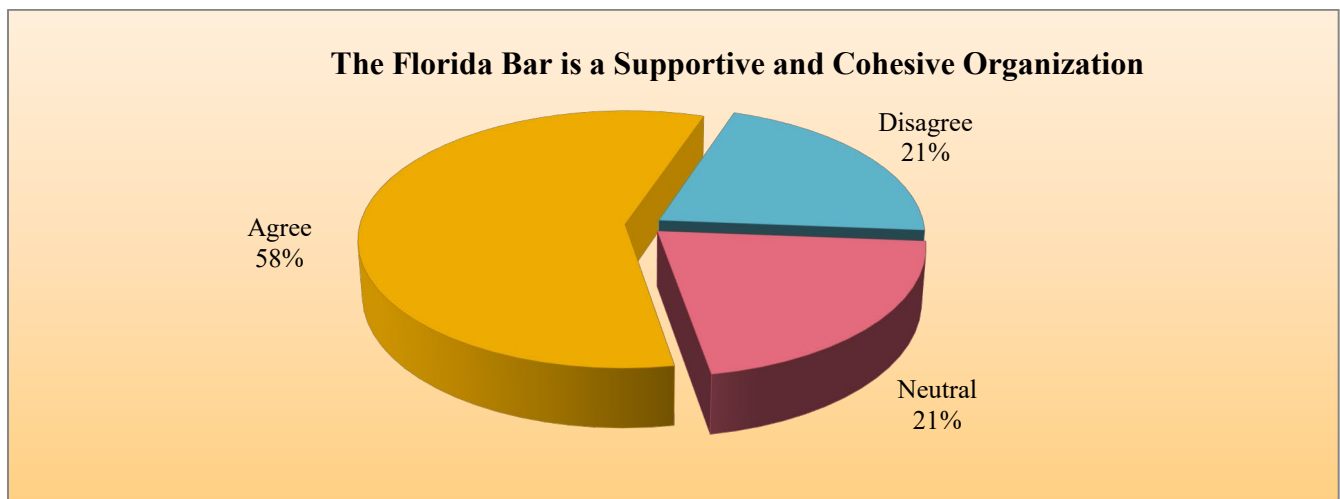
+ Indicates new response category – was not asked in the 2019 Membership Opinion Survey.

Please provide your opinion on the following statements:

39. The Florida Bar is a supportive and cohesive organization that is interested in the well-being of its members

<u>Category</u>	<u>2015 Survey Percent</u>	<u>2017 Survey Percent</u>	<u>2019 Survey Percent</u>	<u>2021 Survey Percent</u>
Agree	65	67	72	58
Neither agree nor disagree	21	18	17	21
Disagree	14	15	11	21

- Over half (58%) of respondents agree that The Florida Bar is a supportive and cohesive organization that is interested in the well-being of its members, compared to just over one-fifth (21%) who disagree.



39A. The Florida Bar is a supportive and cohesive organization that is interested in the well-being of its members – BY Type of Practice and Age Group

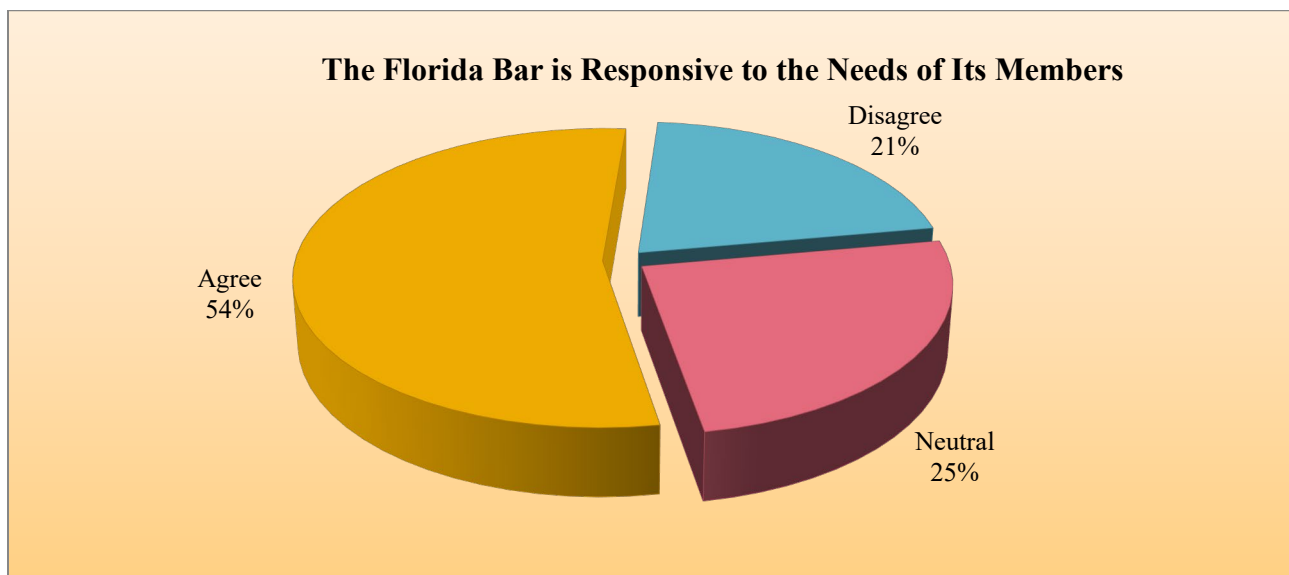
<u>Type of Practice</u>	<u>Agree Percent</u>	<u>Neutral Percent</u>	<u>Disagree Percent</u>
Private Practice	59	21	20
Government Practice	57	22	22
Other Legal Position	53	23	24

<u>Age Group</u>	<u>Agree Percent</u>	<u>Neutral Percent</u>	<u>Disagree Percent</u>
35 years of age or younger	56	23	21
36 to 49 years of age	53	23	24
50 to 65 years of age	66	17	17
Over 65 years of age	61	23	16

40. The Florida Bar is responsive to the needs of its members

<u>Category</u>	<u>2015 Survey Percent</u>	<u>2017 Survey Percent</u>	<u>2019 Survey Percent</u>	<u>2021 Survey Percent</u>
Agree	63	65	68	54
Neither agree nor disagree	21	22	20	25
Disagree	16	13	12	21

- Over half (54%) of respondents agree that The Florida Bar is responsive to the needs of its members, compared to just over one-fifth (21%) who disagree.



40A. The Florida Bar is responsive to the needs of its members – BY Type of Practice and Age Group

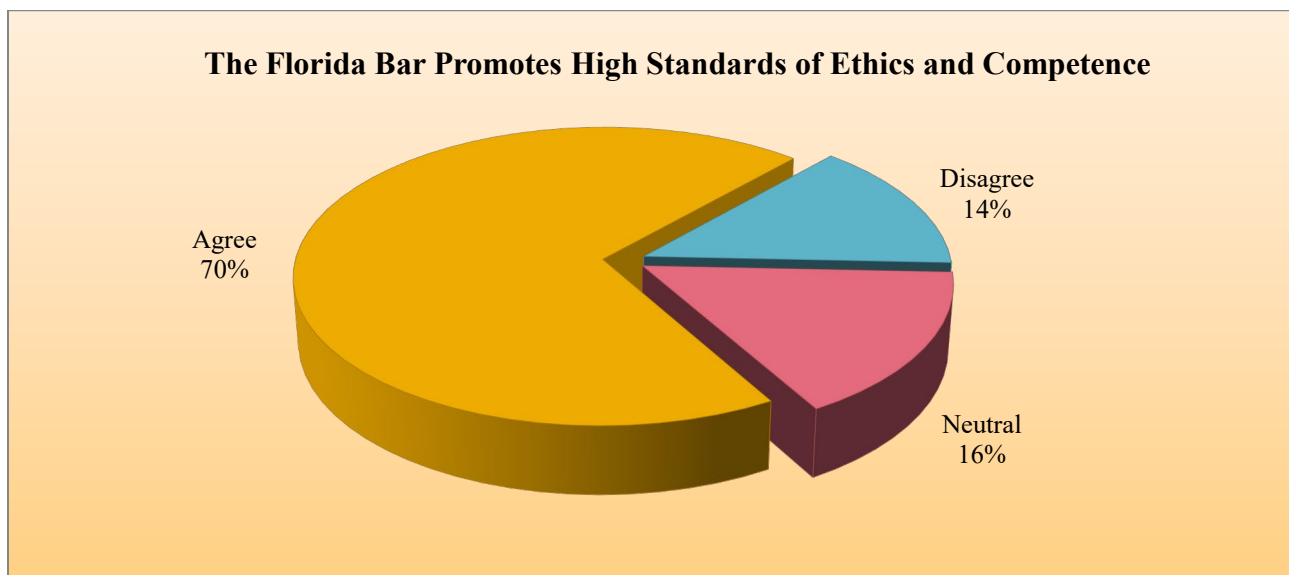
<u>Type of Practice</u>	<u>Agree Percent</u>	<u>Neutral Percent</u>	<u>Disagree Percent</u>
Private Practice	55	24	21
Other Legal Position	53	25	22
Government Practice	45	34	21

<u>Age Group</u>	<u>Agree Percent</u>	<u>Neutral Percent</u>	<u>Disagree Percent</u>
35 years of age or younger	50	28	22
36 to 49 years of age	50	27	23
50 to 65 years of age	60	21	19
Over 65 years of age	57	27	16

41. The Florida Bar promotes high standards of ethics and competence in the legal profession

<u>Category</u>	<u>2015 Survey Percent</u>	<u>2017 Survey Percent</u>	<u>2019 Survey Percent</u>	<u>2021 Survey Percent</u>
Agree	70	73	78	70
Neither agree nor disagree	14	16	12	16
Disagree	16	11	10	14

- Over two-thirds (70%) of respondents agree that The Florida Bar promotes high standards of ethics and competence in the legal profession, compared to 14% who disagree.



41A. The Florida Bar promotes high standards of ethics and competence in the legal profession – BY Type of Practice and Age Group

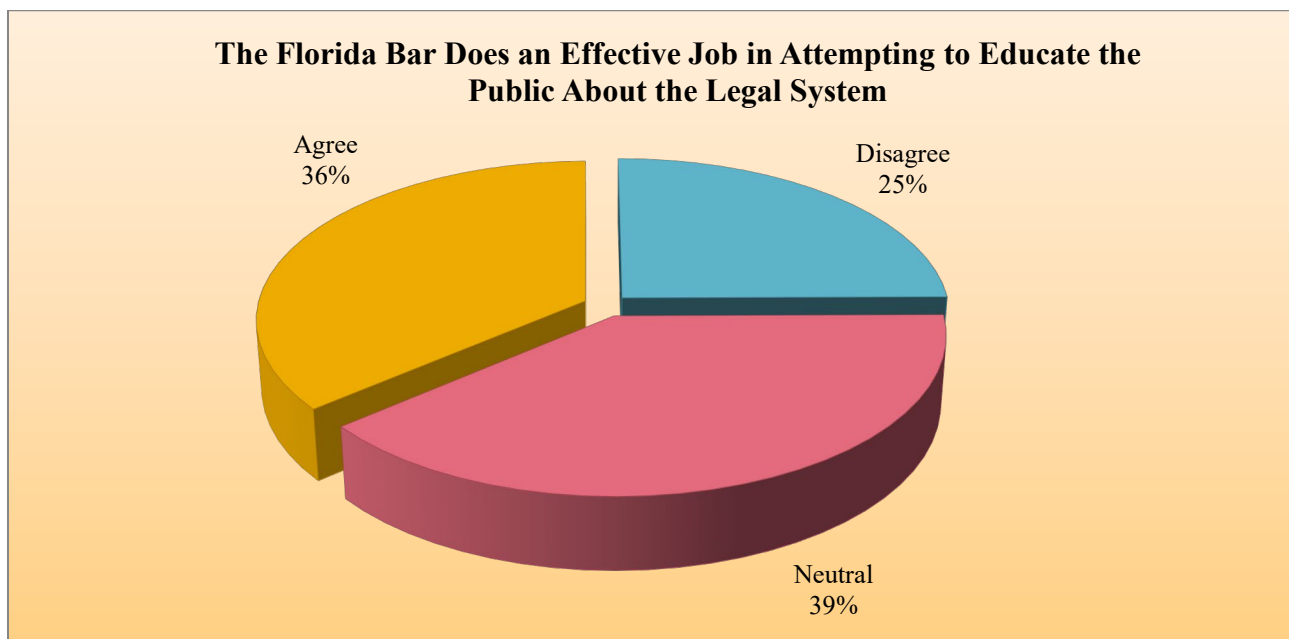
<u>Type of Practice</u>	<u>Agree Percent</u>	<u>Neutral Percent</u>	<u>Disagree Percent</u>
Other Legal Position	73	14	13
Private Practice	71	16	13
Government Practice	65	16	19

<u>Age Group</u>	<u>Agree Percent</u>	<u>Neutral Percent</u>	<u>Disagree Percent</u>
35 years of age or younger	70	15	15
36 to 49 years of age	68	17	15
50 to 65 years of age	74	14	12
Over 65 years of age	58	20	22

42. The Florida Bar does an effective job in attempting to educate the public about the legal system

<u>Category</u>	<u>2015 Survey Percent</u>	<u>2017 Survey Percent</u>	<u>2019 Survey Percent</u>	<u>2021 Survey Percent</u>
Agree	43	50	54	36
Neither agree nor disagree	30	29	27	39
Disagree	27	21	19	25

- Over one-third (36%) of respondents agree that The Florida Bar does an effective job in attempting to educate the public about the legal system, compared to one-quarter (25%) who disagree.



42A. The Florida Bar does an effective job in attempting to educate the public about the legal system – BY Type of Practice and Age Group

<u>Type of Practice</u>	<u>Agree Percent</u>	<u>Neutral Percent</u>	<u>Disagree Percent</u>
Other Legal Position	37	41	22
Private Practice	36	39	25
Government Practice	35	38	27

<u>Age Group</u>	<u>Agree Percent</u>	<u>Neutral Percent</u>	<u>Disagree Percent</u>
35 years of age or younger	29	41	30
36 to 49 years of age	33	41	26
50 to 65 years of age	38	38	24
Over 65 years of age	39	39	22

43. The public does not have confidence in the existing legal system

<u>Category</u>	<u>2015 Survey Percent</u>	<u>2017 Survey Percent</u>	<u>2019 Survey Percent</u>	<u>2021 Survey Percent</u>
Agree	72	74	71	71
Neither agree nor disagree	16	13	18	16
Disagree	12	13	11	13

- Over two-thirds (71%) of respondents agree that the public does not have confidence in the existing legal system, compared to 13% who disagree.



43A. The public does not have confidence in the existing legal system – BY Type of Practice and Age Group

<u>Type of Practice</u>	<u>Agree Percent</u>	<u>Neutral Percent</u>	<u>Disagree Percent</u>
Government Practice	80	8	12
Private Practice	70	17	13
Other Legal Position	68	12	20

<u>Age Group</u>	<u>Agree Percent</u>	<u>Neutral Percent</u>	<u>Disagree Percent</u>
35 years of age or younger	74	13	13
36 to 49 years of age	69	18	13
50 to 65 years of age	73	14	13
Over 65 years of age	70	18	12

44. I am satisfied with my legal career

<u>Category</u>	<u>2019 Survey Percent</u>	<u>2021 Survey Percent</u>
Agree	76	78
Neither agree nor disagree	8	10
Disagree	16	12

- Over three-quarters (78%) of respondents agree that they are satisfied with their legal career, compared to 12% who disagree.



44A. I am satisfied with my legal career – BY Type of Practice and Age Group

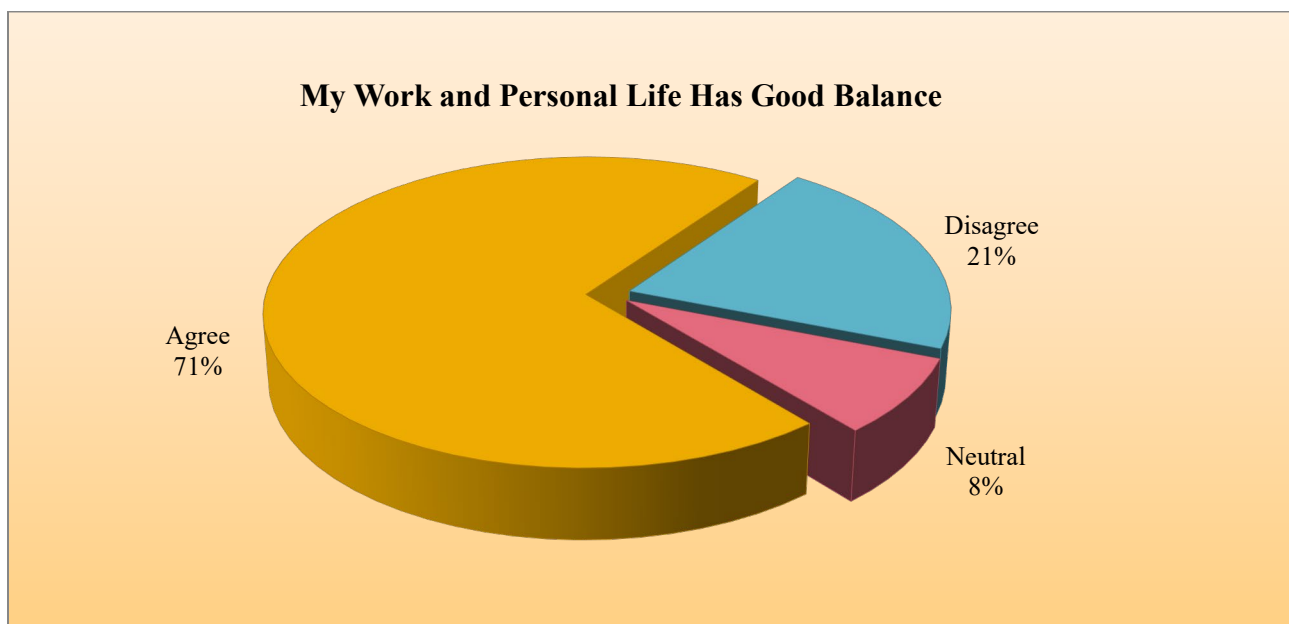
<u>Type of Practice</u>	<u>Agree Percent</u>	<u>Neutral Percent</u>	<u>Disagree Percent</u>
Other Legal Position	86	6	8
Private Practice	78	10	12
Government Practice	77	11	12

<u>Age Group</u>	<u>Agree Percent</u>	<u>Neutral Percent</u>	<u>Disagree Percent</u>
35 years of age or younger	74	15	11
36 to 49 years of age	74	10	16
50 to 65 years of age	81	8	11
Over 65 years of age	84	12	4

45. My work and personal life has good balance

<u>Category</u>	<u>2019 Survey Percent</u>	<u>2021 Survey Percent</u>
Agree	67	71
Neither agree nor disagree	10	8
Disagree	23	21

- Over two-thirds (71%) of respondents agree that their work and personal life has good balance, compared to just over one-fifth (21%) who disagree.



45A. My work and personal life has good balance – BY Type of Practice and Age Group

<u>Type of Practice</u>	<u>Agree Percent</u>	<u>Neutral Percent</u>	<u>Disagree Percent</u>
Government Practice	83	5	12
Other Legal Position	78	13	9
Private Practice	68	8	24

<u>Age Group</u>	<u>Agree Percent</u>	<u>Neutral Percent</u>	<u>Disagree Percent</u>
35 years of age or younger	68	9	23
36 to 49 years of age	65	8	27
50 to 65 years of age	77	8	15
Over 65 years of age	77	11	12

46. Please rate the following Florida Bar programs and activities:

(Alphabetical Order)

<u>Program or Activity</u>	<u>Highly Desirable Percent</u>	<u>Desirable Percent</u>	<u>Questionable Percent</u>	<u>Not Needed Percent</u>	<u>Unaware of Percent</u>
Annual Convention	10	38	19	17	17
Attorney Consumer Assist. Program (ACAP)	8	21	8	5	58
Bar <i>Journal</i> (magazine)	29	53	7	8	3
Bar <i>News</i> (newspaper)	31	48	9	7	5
Board Certification	32	40	14	9	5
Center for Professionalism	13	19	16	9	43
CLE Programs	58	36	4	1	<1
CLE Publications	47	38	6	2	7
Clients' Security Fund	26	26	8	3	37
Ethics Opinions	55	38	4	<1	3
Grievance Mediation/ Fee Arbitration	22	37	7	2	32
Florida Bar Career Center	14	32	12	3	39
Florida Bar Committees	27	48	14	3	8
Florida Bar Sections	36	50	8	3	2
Lawyer Referral Service	27	45	14	3	11
Lawyer Regulation	45	40	7	2	7
Lawyers Advising Lawyers	18	30	9	2	40
Leadership Academy	5	11	18	8	58
Legislation	28	42	9	4	17
LegalFuel	10	12	13	6	60
Member Benefits	29	47	14	4	6
Public Information/ Education	26	41	14	3	16
Unlicensed Practice of Law	45	33	8	3	11

- CLE Programs (94%) and Ethics Opinions (93%) contain the highest percentage of desirable/highly desirable ratings.
- Legal Fuel (22%) and Leadership Academy (16%) are the programs with the lowest percentage of desirable ratings.
- Annual Convention (36%), Leadership Academy (26%), and Center for Professionalism (25%) contain the highest percentage of not needed/questionable ratings.

46A. Comparison between 2015 thru 2021 Membership Opinion Surveys – Rating of Florida Bar programs and activities as desirable or highly desirable

<u>Program or Activity</u>	<u>2015 Survey Percent</u>	<u>2017 Survey Percent</u>	<u>2019 Survey Percent</u>	<u>2021 Survey Percent</u>
CLE Programs	95	96	95	94
Ethics Opinions	94	93	94	93
Florida Bar Sections	82	84	84	86
CLE Publications	91	92	90	85
Lawyer Regulation	91	87	86	85
Bar <i>Journal</i> (magazine)	84	86	84	82
Bar <i>News</i> (newspaper)	87	85	85	79
Unlicensed Practice of Law	82	82	82	78
Member Benefits	83	84	77	76
Florida Bar Committees	78	80	81	75
Lawyer Referral Service	71	70	71	72
Board Certification	69	69	70	72
Legislation	80	79	75	70
Public Information/Education	74	72	73	67
Grievance Mediation/Fee Arb. ⁺	-	55	58	59
Clients' Security Fund	66	63	63	52
Annual Convention	55	52	52	48
Lawyers Advising Lawyers	46	55	54	48
Florida Bar Career Center	53	49	54	46
Center for Professionalism ⁺	-	55	-	32
Attorney Consumer Assistance Program (ACAP)	33	23	29	29
LegalFuel	42	35	21	22
Leadership Academy ⁺	-	24	-	16

⁺ Was not included as a response category in 2015 or 2019 Membership Opinion Surveys.

47. In the past 12 months, without fee or expectation of fee, did you...? (MULTIPLE RESPONSE QUESTION – CHECK ALL THAT APPLY)

<u>Category</u>	<u>Percent</u>
Provide free legal services to people of limited means	52
Provide free legal services for a charitable, civic, religious, educational or other nonprofit organization	36
Provide free legal services to organizations that address the needs of the poor	18
Provide free legal services to people or organizations seeking to secure or protect civil rights, civil liberties or public rights	11
I did <u>not</u> handle any pro bono cases	37

- Over half (52%) of respondents report that they provided free legal services within the past year to people of limited means, compared to over one-third (37%) who report that they did not handle any pro bono cases.

47A. Comparison between 2019 and 2021 Membership Opinion Surveys – In the past 12 months, without fee or expectation of fee, did you...? (MULTIPLE RESPONSE QUESTION – CHECK ALL THAT APPLY)

<u>Category</u>	<u>2019 Survey Percent</u>	<u>2021 Survey Percent</u>
Provide free legal services to people of limited means	51	52
Provide free legal services for a charitable, civic, religious, educational or other nonprofit organization	37	36
Provide free legal services to organizations that address the needs of the poor	18	18
Provide free legal services to people or organizations seeking to secure or protect civil rights, civil liberties or public rights	12	11
I did <u>not</u> handle any pro bono cases	35	37

48. What is the likelihood of your providing pro bono services in the next 12 months?

<u>Category</u>	<u>Percent</u>
Very likely	39
Somewhat likely	17
Undecided/Neither likely nor unlikely	9
Somewhat unlikely	7
Very unlikely	17
Not applicable	11

- Over half (56%) of respondents indicate they are likely to provide pro bono services in the next 12 months, compared to over one-third (35%) who indicate they are unlikely to do so or that the question is not applicable to their employment situation.

48A. Comparison between 2019 and 2021 Membership Opinion Surveys – What is the likelihood of your providing pro bono services in the next 12 months?

<u>Category</u>	<u>2019 Survey Percent</u>	<u>2021 Survey Percent</u>
Very likely	44	39
Somewhat likely	16	17
Undecided/Neither likely nor unlikely	10	9
Somewhat unlikely	6	7
Very unlikely	15	17
Not applicable	10	11

49. As we have seen through our experience with COVID-19, technology is advancing at an exponential rate and is being used in almost everything we do. In the online environment, we are able to communicate more efficiently, socialize, share, and conduct business, including the practice of law, more quickly. We expect that this technology will eventually also assist in the improved ability of our courts to provide dispute resolution. These next few survey questions seek to gather information relevant to assess the potential for an online platform for the complete management and resolution of civil claims below a certain dollar amount.

This online platform would provide online judging without the parties appearing in a physical courtroom. While there is no current plan within the state court system to develop such a fully online platform, the goal is to identify and evaluate the issues relating to online courts for a possible plan in the future. The anticipated process for an online court would be to (1) assess the claim using basic questions online, (2) have parties submit claims and documents online, (3) have judges ask questions as needed online, and (4) provide a binding adjudication online. There would be no in-person contact. The process would be asynchronous—where participants do not need to be available at the same time (as would be required in a physical courtroom) for a case to progress. Although counsel representing parties would be able to use this online platform, it is presumed that this tool will fill the gap for when attorney assistance is not cost-effective.

With your input, The Florida Bar hopes to understand what an online platform will require, from a user-friendly interface to procedures and methods to ensure that the platform will provide a valuable and practical way to resolve small disputes.

Who is more likely to benefit from the use of an online dispute resolution platform?

<u>Category</u>	<u>Percent</u>
Individual consumers/pro se litigants	50
Companies	50

- There is a 50-50 split as to whether individual consumers/pro se litigants or companies would be more likely to benefit from the use of an online dispute resolution platform.

50. What is your opinion on how easy or difficult such a platform would be for pro se litigants to utilize?

<u>Category</u>	<u>Percent</u>
Very easy	7
Somewhat easy	19
Neither easy nor difficult	11
Somewhat difficult	32
Very difficult	21
Don't know/No opinion	10

- Over half (53%) of respondents believe it would be difficult for pro se litigants to use an online dispute platform, compared to just over one-quarter (26%) who believe it would be easy for pro se litigants to use.

51. Do you have any due process concerns related to the use of an online dispute resolution platform?

<u>Category</u>	<u>Percent</u>
Yes	42
No	58

52. What should be the maximum value of a case to be handled by this platform?

<u>Category</u>	<u>Percent</u>
\$500	5
\$1,000	7
\$2,500	15
\$5,000	20
\$10,000	21
Don't know/No opinion	32

53. Who should preside over the proceeding on an online dispute resolution platform? (MULTIPLE RESPONSE QUESTION – CHECK ALL THAT APPLY)

<u>Category</u>	<u>Percent</u>
Magistrates	65
County Court Judges	64
Private attorneys	32
Other	11

54. Please indicate how often you participate in court proceedings as part of your overall practice of law:

<u>Category</u>	<u>Percent</u>
Frequently	47
Occasionally	32
Never	21

- Almost half (47%) of respondents report that they frequently participate in court proceedings as part of their overall practice of law.

55. In the past two years, have you turned down any small claims cases that were too small or did not make financial sense?

<u>Category</u>	<u>Percent</u>
Yes	41
No	53
Not sure	6

55A. In the past two years, have you turned down any small claims cases that were too small or did not make financial sense? – BY Type of Practice

<u>Category</u>	<u>Private Practice Percent</u>	<u>Gov't. Practice Percent</u>	<u>Other Legal Position Percent</u>
Yes	50	7	14
No	43	88	81
Not sure	7	4	5

- Half (50%) of respondents in private practice positions report that, in the past two years, they have turned down small claims cases that were too small or did not make financial sense.

56. Do you have professional liability insurance?

<u>Category</u>	<u>Percent</u>
Yes	65
No	35

- Almost two-thirds (65%) of respondents report having professional liability insurance. When considering only those respondents in private practice positions, 77% report having professional liability insurance.

57. Have you ever participated in a structured mentorship program as a mentee?

<u>Category</u>	<u>Percent</u>
Yes	15
No	81
Not applicable/do not recall	4

58. If you participated in a structured mentorship program as a mentee, please indicate if that experience contributed to any of the following: (MULTIPLE RESPONSE QUESTION – CHECK ALL THAT APPLY) (ONLY THOSE RESPONDENTS THAT HAVE PARTICIPATED IN A STRUCTURED MENTORSHIP PROGRAM AS A MENTEE)

<u>Category</u>	<u>Percent</u>
Improved skills as a lawyer	54
Enhanced enjoyment of the practice of law	43
Increased desire to remain in the practice of law	33
A desire to see this program implemented in my firm	18
None of the above	25

59. Have you ever participated in a structured case/transaction assignment program?

<u>Category</u>	<u>Percent</u>
Yes	3
No	82
Not applicable/do not recall	15

60. If you participated in a structured case/transaction assignment program, please indicate if that experience contributed to any of the following: (MULTIPLE RESPONSE QUESTION – CHECK ALL THAT APPLY) (ONLY THOSE RESPONDENTS THAT HAVE PARTICIPATED IN A STRUCTURED CASE/TRANSACTION ASSIGNMENT PROGRAM)

<u>Category</u>	<u>Percent</u>
Improved skills as a lawyer	40
Increased desire to remain in the practice of law	24
Enhanced enjoyment of the practice of law	20
A desire to see this program implemented in my firm	8
None of the above	24

61. Have you ever participated in a structured program for rotation among practice areas?

<u>Category</u>	<u>Percent</u>
Yes	4
No	89
Not applicable/do not recall	7

62. If you participated in a structured program for rotation among practice areas, please indicate if that experience contributed to any of the following: (MULTIPLE RESPONSE QUESTION – CHECK ALL THAT APPLY) (ONLY THOSE RESPONDENTS THAT HAVE PARTICIPATED IN A PROGRAM FOR ROTATION AMONG PRACTICE AREAS)

<u>Category</u>	<u>Percent</u>
Improved skills as a lawyer	46
Enhanced enjoyment of the practice of law	22
Increased desire to remain in the practice of law	12
A desire to see this program implemented in my firm	7
None of the above	17

63. Have you ever participated in a structured public speaking/oral advocacy program?

<u>Category</u>	<u>Percent</u>
Yes	22
No	71
Not applicable/do not recall	7

64. If you participated in a structured public speaking/oral advocacy program, please indicate if that experience contributed to any of the following: (MULTIPLE RESPONSE QUESTION – CHECK ALL THAT APPLY) (ONLY THOSE RESPONDENTS THAT HAVE PARTICIPATED IN A STRUCTURED PUBLIC SPEAKING/ORAL ADVOCACY PROGRAM)

<u>Category</u>	<u>Percent</u>
Improved skills as a lawyer	68
Enhanced enjoyment of the practice of law	46
Increased desire to remain in the practice of law	28
A desire to see this program implemented in my firm	10
None of the above	18

DEMOGRAPHICS

65. In what COUNTY and STATE is your primary law practice?

<u>County of Primary Practice</u>	<u>% of Survey Respondents</u>	<u>Actual Eligible Bar Membership %</u>
Miami-Dade	19	18
Out-of-state	12	13
Broward	11	11
Palm Beach	9	9
Hillsborough	8	8
Orange	7	7
Duval	5	4
Leon	4	4
Pinellas	4	4
Lee	2	2
Sarasota	2	2
Brevard	1	1
Collier	1	1
Escambia	1	1
Polk	1	1
Seminole	1	1
Volusia	1	1
Alachua	<1	1
Bay	<1	<1
Charlotte	<1	<1
Citrus	<1	<1
Clay	<1	<1
Columbia	<1	<1
DeSoto	<1	<1
Dixie	<1	<1
Flagler	<1	<1
Gadsden	<1	<1
Hendry	<1	<1
Hernando	<1	<1
Highlands	<1	<1
Indian River	<1	<1
Jackson	<1	<1
Jefferson	<1	<1
Lake	<1	<1
Levy	<1	<1
Liberty	<1	<1

(continued on next page)

(continued from previous page)

<u>County of Primary Practice</u>	<u>% of Survey Respondents</u>	<u>Actual Eligible Bar Membership%</u>
Manatee	<1	<1
Marion	<1	<1
Martin	<1	<1
Monroe	<1	<1
Nassau	<1	<1
Okaloosa	<1	<1
Okeechobee	<1	<1
Osceola	<1	<1
Pasco	<1	<1
Santa Rosa	<1	<1
St. Johns	<1	<1
St. Lucie	<1	<1
Sumter	<1	<1
Suwannee	<1	<1
Walton	<1	<1
Baker	0	<1
Bradford	0	<1
Calhoun	0	<1
Flagler	0	<1
Franklin	0	<1
Gilchrist	0	<1
Glades	0	<1
Gulf	0	<1
Hamilton	0	<1
Hardee	0	<1
Holmes	0	<1
Lafayette	0	<1
Levy	0	<1
Madison	0	<1
Putnam	0	<1
Taylor	0	<1
Union	0	<1
Wakulla	0	<1
Washington	0	<1

- County percentages from returned questionnaires are very consistent with the actual geographic data of The Florida Bar's membership records.

66. What is your gender?

<u>Category</u>	<u>% of Survey Respondents</u>	<u>Actual Eligible Bar Membership %</u>
Male	60	60
Female	40	40

- Over three-fifths (60%) of respondents in this survey, and in actual Florida Bar membership data (60%), are male.

66A. Comparison between 2015 thru 2021 Membership Opinion Surveys – What is your gender?

<u>Category</u>	<u>2015 Survey Percent</u>	<u>2017 Survey Percent</u>	<u>2019 Survey Percent</u>	<u>2021 Survey Percent</u>
Male	62	62	61	60
Female	38	38	39	40

66B. What is your gender? – BY Age Group

<u>Category</u>	<u>35 or under years of age Percent</u>	<u>36 to 49 years of age Percent</u>	<u>50 to 65 years of age Percent</u>	<u>Over 65 years of age Percent</u>
Male	47	53	68	89
Female	53	47	32	11

- A higher percentage (53%) of female attorneys are in the 35 years or younger age group.

67. What is your race or ethnic origin?

<u>Category</u>	<u>Percent</u>
White/Caucasian	81
Hispanic/Latino	11
African-American/Black	4
Other	4
Asian or Pacific Islander	1

- A large majority (81%) of respondents report being White/Caucasian. The most frequently mentioned responses under the “Other” category are biracial/mixed race.

67A. Comparison between 2013 thru 2021 Membership Opinion Surveys – What is your race or ethnic origin?

<u>Category</u>	2015 Survey <u>Percent</u>	2017 Survey <u>Percent</u>	2019 Survey <u>Percent</u>	2021 Survey <u>Percent</u>
White/Caucasian	83	83	82	81
Hispanic/Latino	10	10	10	11
African-American/Black	3	3	4	4
Other	3	3	3	4
Asian or Pacific Islander	1	1	1	1

67B. What is your race or ethnic origin? – BY Age Group

<u>Category</u>	35 or under years of age <u>Percent</u>	36 to 49 years of age <u>Percent</u>	50 to 65 years of age <u>Percent</u>	Over 65 years of age <u>Percent</u>
White/Caucasian	74	78	83	88
Hispanic/Latino	15	11	11	4
African-American/Black	6	4	2	0
Asian or Pacific Islander	2	2	<1	0
Other	3	5	4	8

68. What is your age?

<u>Category</u>	<u>Percent</u>
35 years of age or younger	18
36 to 49 years of age	34
50 to 65 years of age	36
Over 65 years of age	12

Median = 48 years of age
Range = 26 to 89 years of age

- Just over half (52%) of respondents are under 50 years of age. The median age is 48.

68A. Comparison between 2017 thru 2021 Membership Opinion Surveys – What is your age?

<u>Category</u>	<u>2017 Survey Percent</u>	<u>2019 Survey Percent</u>	<u>2021 Survey Percent</u>
35 years of age or younger	20	19	18
36 to 49 years of age	33	34	34
50 to 65 years of age	36	36	36
Over 65 years of age	11	11	12

68B. What is your age? – BY Type of Practice

<u>Category</u>	<u>Private Practice Percent</u>	<u>Gov't. Practice Percent</u>	<u>Other Legal Position Percent</u>
35 years of age or younger	72	20	8
36 to 49 years of age	72	18	10
50 to 65 years of age	79	10	11
Over 65 years of age	83	4	13

69. Years of experience in The Florida Bar

<u>Category</u>	<u>Percent</u>
Less than 2 years	4
2 to 5 years	14
6 to 10 years	18
11 to 20 years	30
More than 20 years	34

Median = 18 years

Range = <1 to 60 years

- Almost two-thirds (64%) of respondents have more than 10 years of experience as attorneys in The Florida Bar. The median years of experience in The Florida Bar is 18 years.

69A. Comparison between 2015 and 2021 Membership Opinion Surveys – Years of experience in The Florida Bar

<u>Category</u>	<u>2015 Survey Percent</u>	<u>2017 Survey Percent</u>	<u>2019 Survey Percent</u>	<u>2021 Survey Percent</u>
Less than 2 years	4	4	4	4
2 to 5 years	14	13	13	14
6 to 10 years	15	17	18	18
11 to 20 years	34	32	30	30
More than 20 years	33	34	35	34

70. Please indicate your TOTAL INCOME BEFORE TAXES (estimated) derived from the practice of law in 2021:

<u>Category</u>	<u>Percent</u>
Under \$50,000	6
\$50,000 to \$100,000	40
\$100,001 to \$150,000	21
\$150,001 to \$200,000	13
Over \$200,000	20

Median = \$110,000

Range = \$0 to \$5,000,000

- Over half (54%) of respondents earned more than \$100,000 before taxes from legal work in 2021. One-fifth (20%) earned more than \$200,000. The median income is \$110,000.

70A. Comparison between 2015 thru 2021 Membership Opinion Surveys – Please indicate your TOTAL INCOME BEFORE TAXES (estimated) derived from the practice of law in 2021:

<u>Category</u>	<u>2015 Survey Percent</u>	<u>2017 Survey Percent</u>	<u>2019 Survey Percent</u>	<u>2021 Survey Percent</u>
Under \$50,000	18	14	12	6
\$50,000 to \$100,000	38	37	39	40
Over \$100,000	44	49	49	54

70B. Please indicate your TOTAL INCOME BEFORE TAXES (estimated) derived from the practice of law in 2021:– BY Gender, Age Group, and Type of Practice

<u>Gender</u>	<u>Median Income</u>
Male	\$125,000
Female	\$100,000
<u>Age Group</u>	<u>Median Income</u>
35 years of age or younger	\$ 85,000
36 to 49 years of age	\$110,000
50 to 65 years of age	\$119,000
Over 65 years of age	\$110,000
<u>Type of Practice</u>	<u>Median Income</u>
Private Practice	\$120,000
Other Legal Position	\$100,000
Government Practice	\$ 80,000

71. Please indicate your TOTAL HOUSEHOLD INCOME BEFORE TAXES (estimated) for 2021:

<u>Category</u>	<u>Percent</u>
Under \$50,000	2
\$50,000 to \$100,000	24
\$100,001 to \$150,000	20
\$150,001 to \$200,000	15
Over \$200,000	39

Median = \$175,000

Range = \$0 to \$5,000,000

- Nearly three-quarters (74%) of respondents report a total household income of more than \$100,000 in 2021.

72. Please indicate your primary area(s) of practice: (MULTIPLE RESPONSE QUESTION – PLEASE CHECK UP TO FIVE RESPONSES. NOTE THAT YOU MAY SELECT LESS THAN 5 PRACTICE AREAS, BUT NOT MORE THAN 5 PRACTICE AREAS)

<u>Practice Area</u>	<u>Percent</u>
Civil	34
Litigation	25
Business	16
Commercial Litigation	16
Personal Injury	15
Real Estate	15
Estates	14
Probate	14
Criminal	13
Corporate	12
Appellate	11
Family	11
Government	11
Trial	11
Insurance	10
General Practice	9
Labor and Employment	7
Bankruptcy	4
Tax	4
Environmental and Land Use	3
Health	3
Juvenile	3
International	2
Small Claims	2
Workers' Compensation	2
Traffic	1
Retired/Not currently employed	1
Other Area of Practice	13

APPENDIX A:

Counties Comprising Regions

Counties Comprising Regions

North

Alachua
Baker
Bay
Bradford
Calhoun
Citrus
Clay
Columbia
Dixie
Duval
Escambia
Flagler
Franklin
Gadsden
Gilchrist
Gulf
Hamilton
Hernando
Holmes
Jackson
Jefferson
Lafayette
Lake
Leon
Levy
Liberty
Madison
Marion
Nassau
Okaloosa
Putnam
Santa Rosa
St. Johns
Sumter
Suwannee
Taylor
Union
Volusia
Wakulla
Walton
Washington

Central/Southwest

Brevard
Charlotte
Collier
DeSoto
Glades
Hardee
Hendry
Highlands
Hillsborough
Indian River
Lee
Manatee
Martin
Monroe
Okeechobee
Orange
Osceola
Pasco
Pinellas
Polk
St. Lucie
Sarasota
Seminole

Southeast

Broward
Miami-Dade
Palm Beach